BRIGHTER CHILD®

YOUR TOTAL SOLUTION FOR MATH

K

Practice Activities for Math Success!

SUPPORTS • SUPPORTS • SUPPORTS • SUPPORTS • SUPPORTS • SUPPORTS

Common Core State Standards

- Numbers 0–20
- Matching and Counting
- Patterns and Shapes
- Classifying
- Time and Money

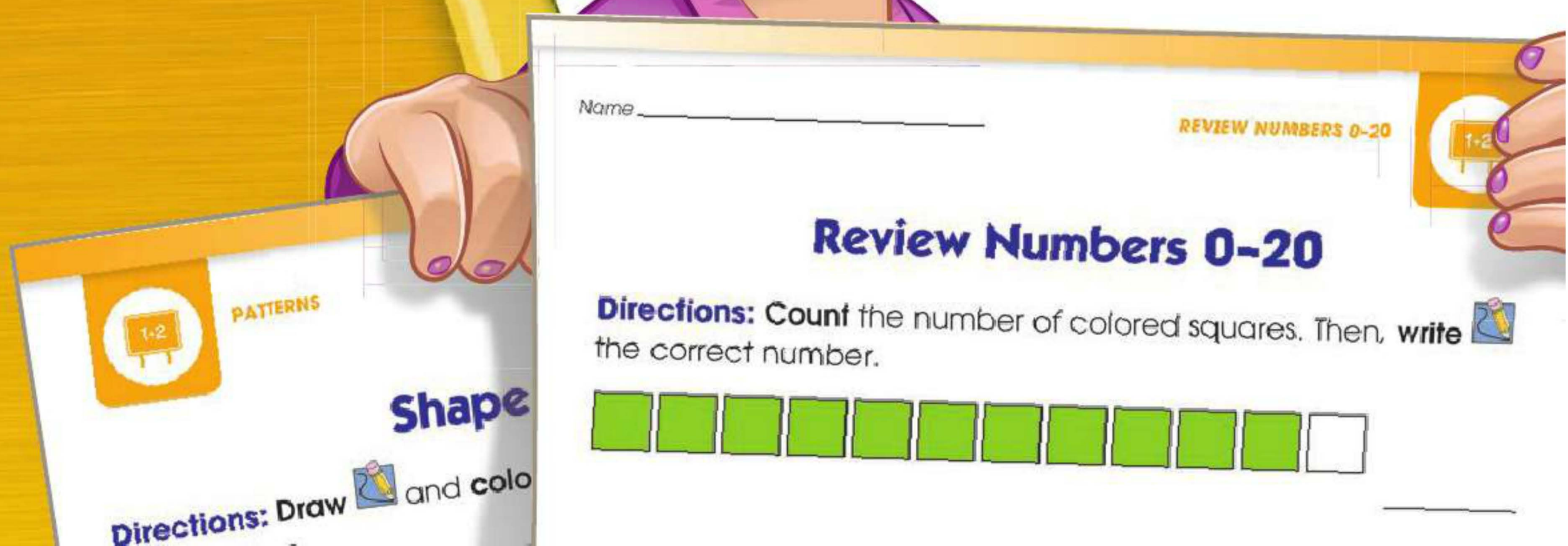

YOUR TOTAL SOLUTION FOR MATH

K

BRIGHTER CHILD®

An imprint of Carson-Dellosa Publishing LLC
P.O. Box 35665
Greensboro, NC 27425 USA

Table of Contents

Numbers 0–5 4
Review Numbers 0–5 21
Numbers 6–10 24
Review Numbers 6–10 42
Review Numbers 0–10 44
Numbers 11–20 48
Review Numbers 0–20 68
Before and After 74
Sequencing 78
Ordinal Numbers 82
One-to-One Correspondence 90
More and Fewer 92
Patterns 96
Position Words 104
Opposites 112
Same and Different 128
Sorting 136
Shapes 140
Graphing 158
Thinking Skills 164
Parts and Wholes 172
Clocks and Time 182
Money 192
Test Practice 204
Pattern Block Activities 215
Answer Key 222

© Carson-Dellosa • CD-704553

Name _____

Trace and Write Zero 0

Directions: Trace and **write** the number **0**. Then, **draw** an **X** on the tanks with zero fish.

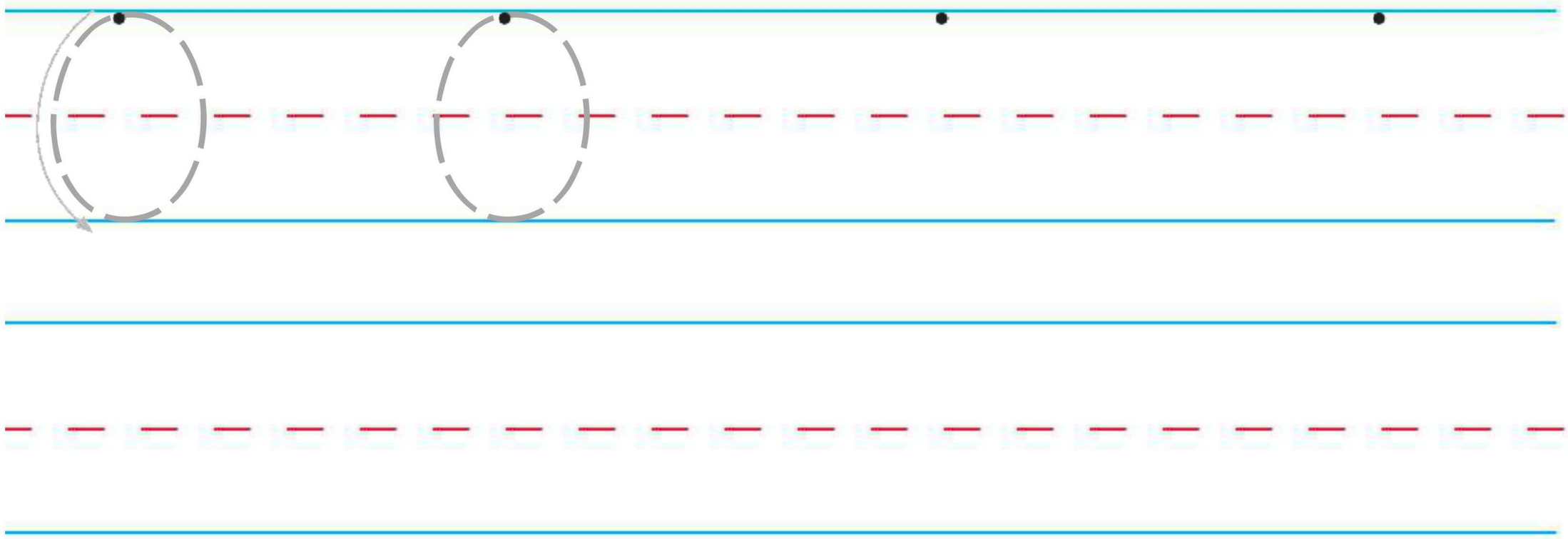



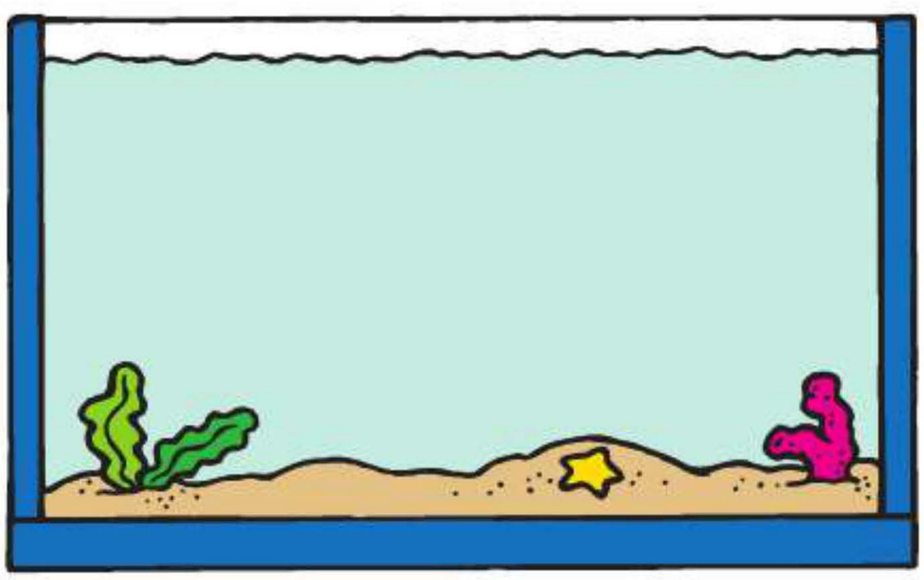





© Carson-Dellosa • CD-704553

Trace and Write Zero 0

Directions: **Trace** and **write** the number word. Then, **circle** the number of fish in each tank.

zero zero



0 1 3

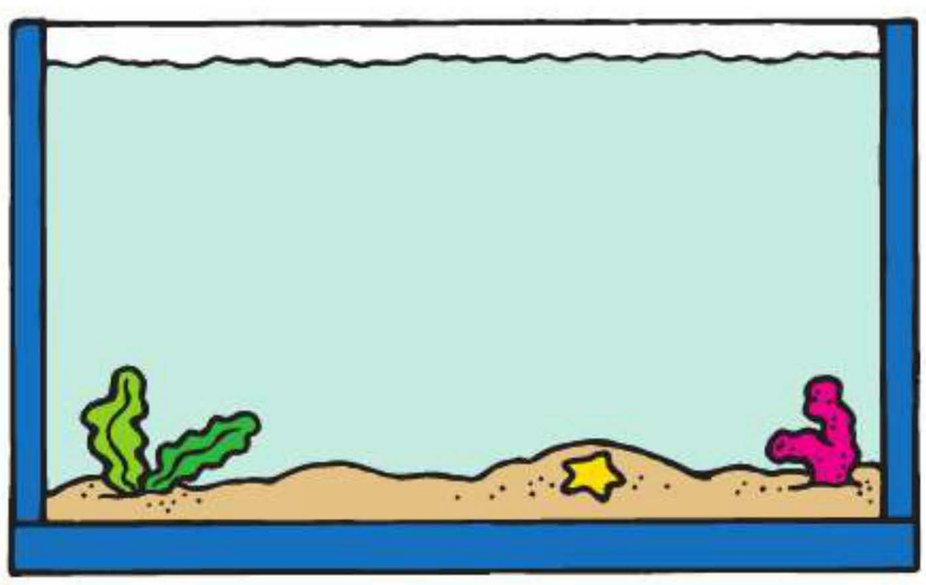

0 1 2



3 4 5

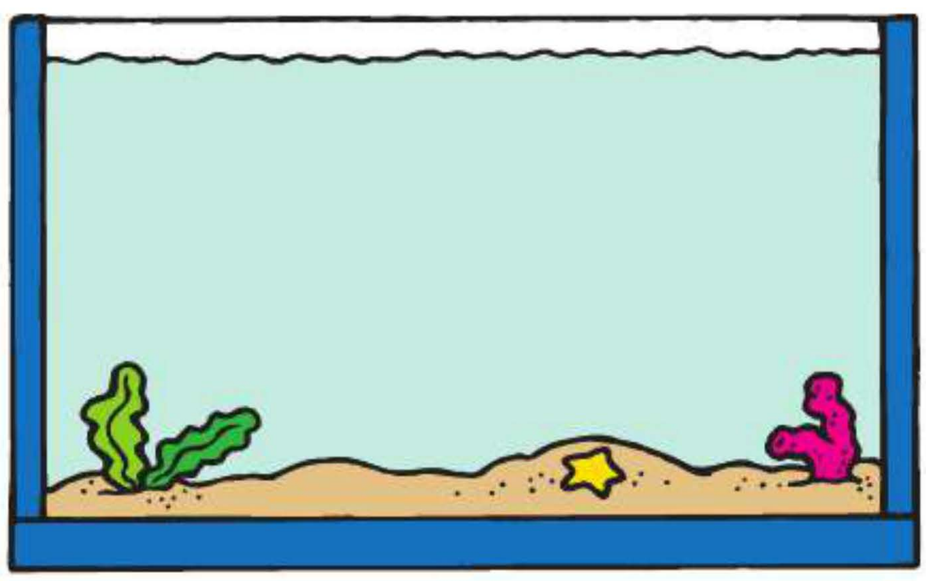

0 1 2

© Carson-Dellosa • CD-704553

Name _____

Trace and Write One and Two 1, 2

Directions: Trace and **write** the numbers **1** and **2**. Then, **count** and **write** the correct number.

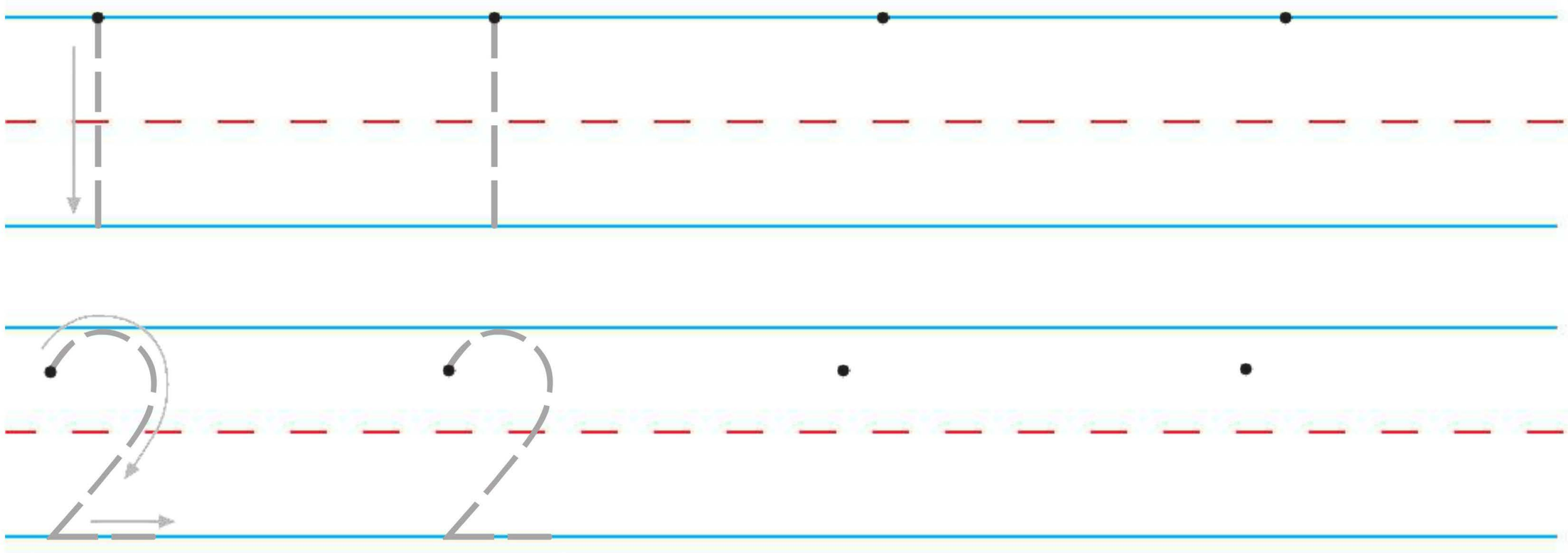



© Carson-Dellosa • CD-704553

Name _____

One and Two 1, 2

Directions: Write the numbers **1** and **2**.

1 1 2 2

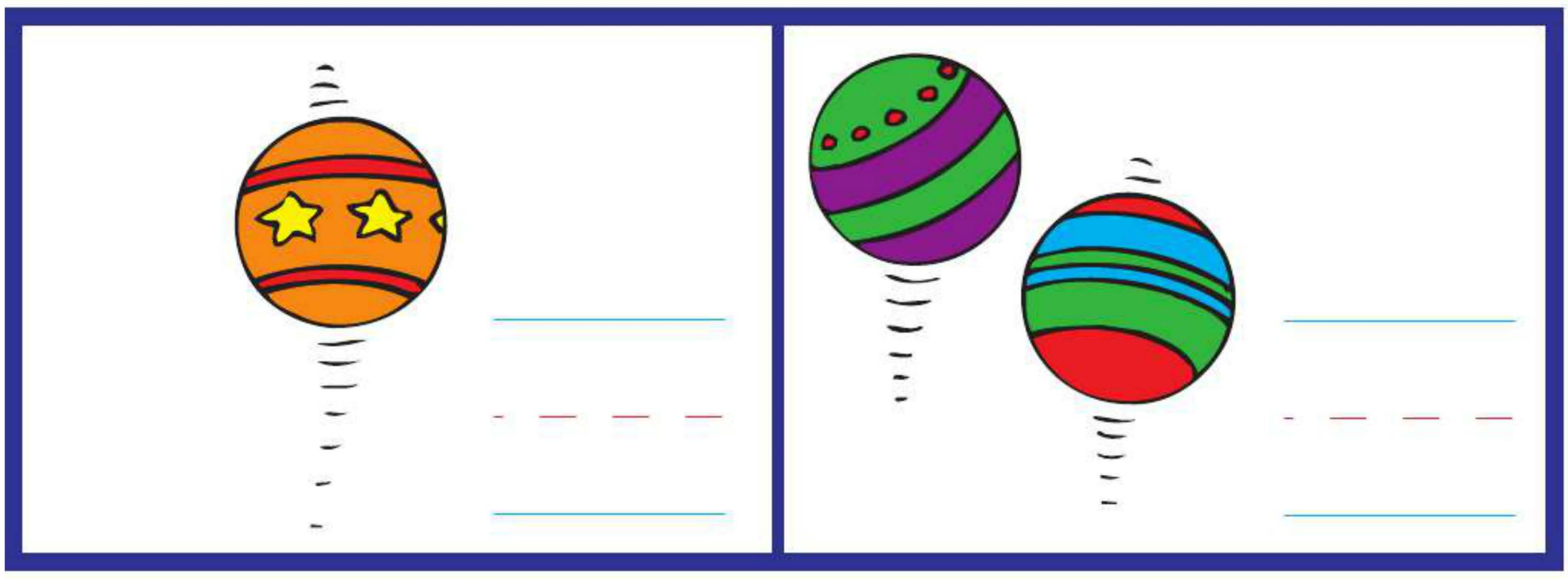

Directions: Draw balls on the nose of each seal to show the number.

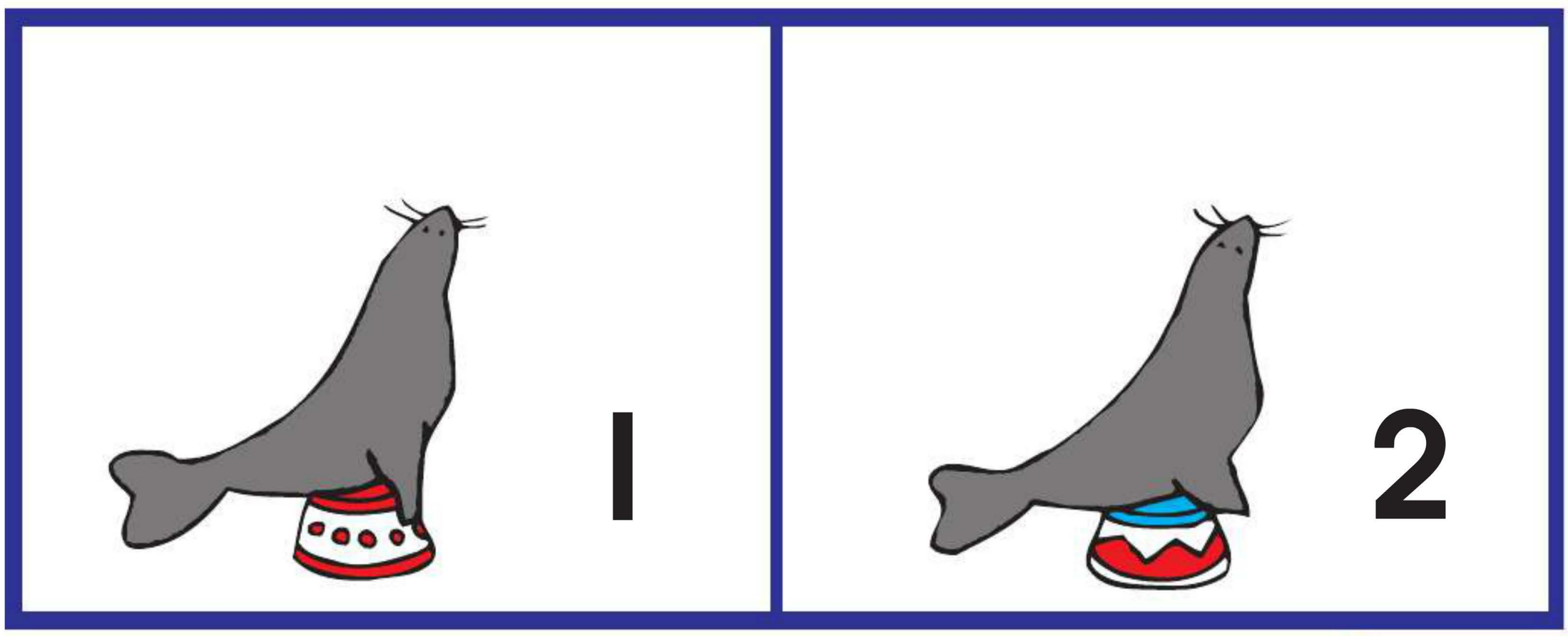

© Carson-Dellosa • CD-704553

Name _____

Trace and Write One 1

Directions: Trace and **write** the number word. Then, **circle** each picture that shows one fruit.

one one











© Carson-Dellosa • CD-704553

Name _____

Trace and Write Two 2

Directions: Trace and **write** the number word. Help the bunny twins catch their balloons. Follow the twos through the maze.

two

two



© Carson-Dellosa • CD-704553

Name _____

1 • one

Directions: Trace the big **1**. **Color** the pictures.

Circle 1 .



Draw 1 .

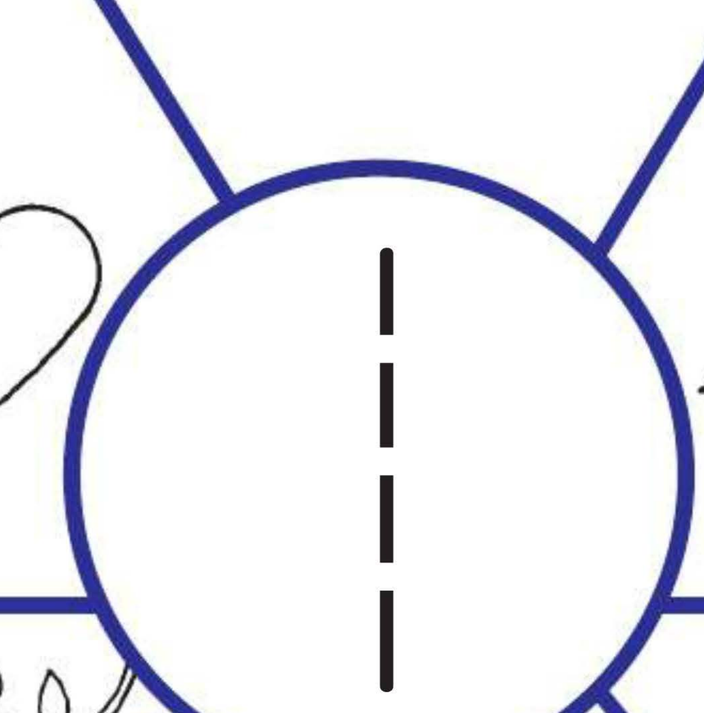

Circle 1 .



Draw 1 .

Draw 1 .

Circle 1 .

Draw a line to help **1** get home.



© Carson-Dellosa • CD-704553

2 •• two

Directions: Circle **2** pictures in each box. Then, **write** the number **2** on the line in each box.



© Carson-Dellosa • CD-704553

Name _____

Trace and Write Three and Four 3, 4

Directions: Trace and **write** the numbers **3** and **4**. Then, **count** and **write** the correct number.

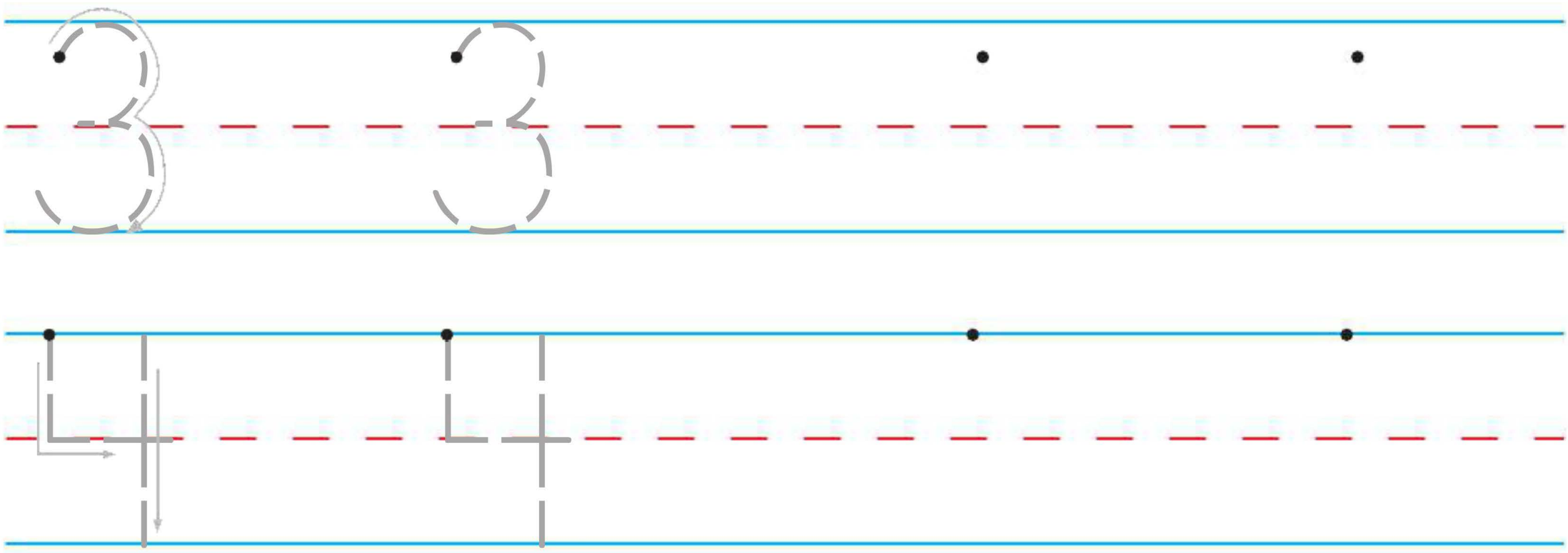

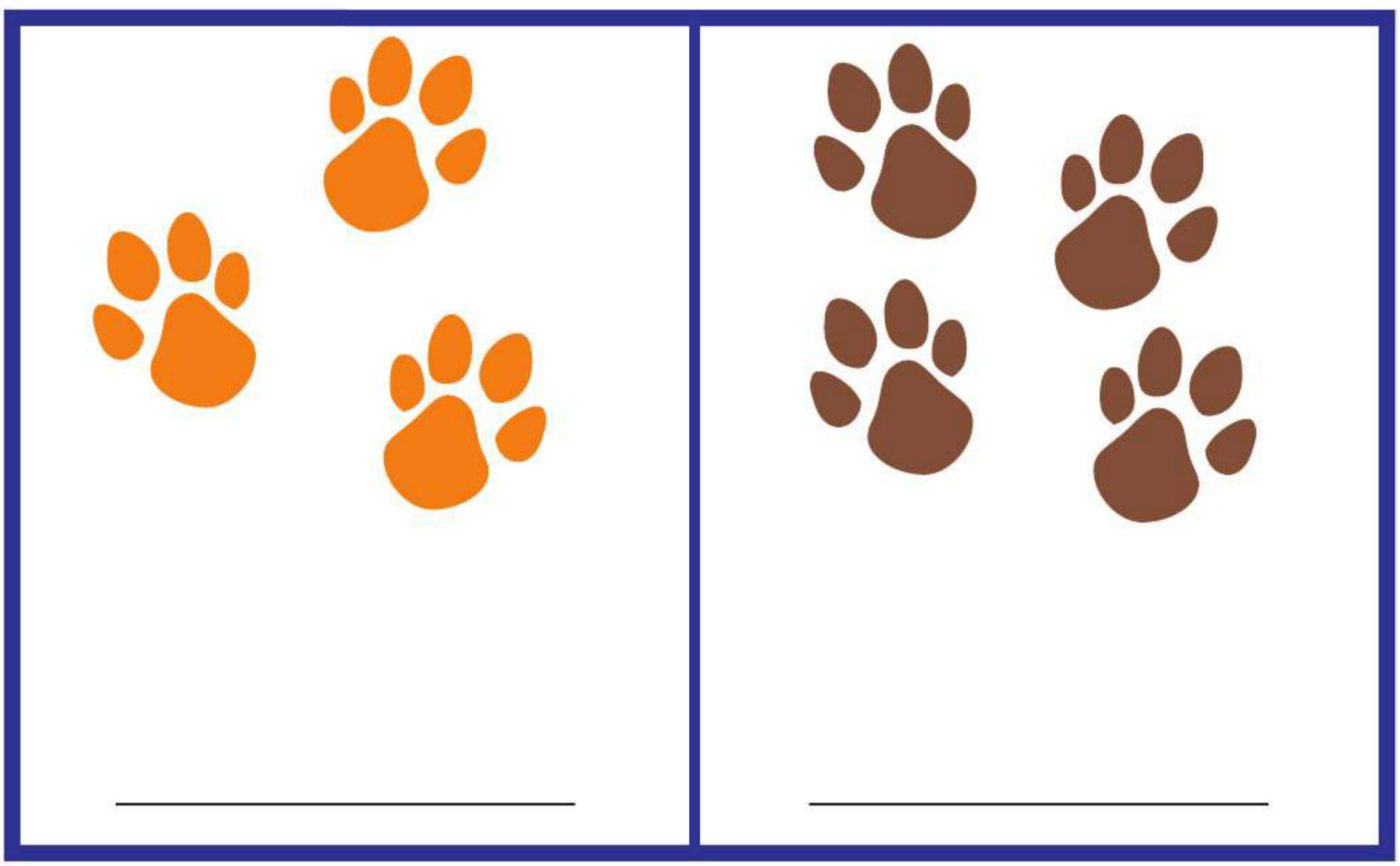

© Carson-Dellosa • CD-704553

Name _____

Three and Four 3, 4

Directions: **Write** the numbers **3** and **4**.

3 3 4 4

Directions: 3 birds are colored. **Color** 3 birds. **Write** the number on the lines **three** times.



Directions: 4 cats are colored. **Color** 4 cats. **Write** the number on the lines **four** times.



© Carson-Dellosa • CD-704553

Name _____

Trace and Write Three 3

Directions: Trace and **write** the number word. Under each picture, **write** the number of things.

three three

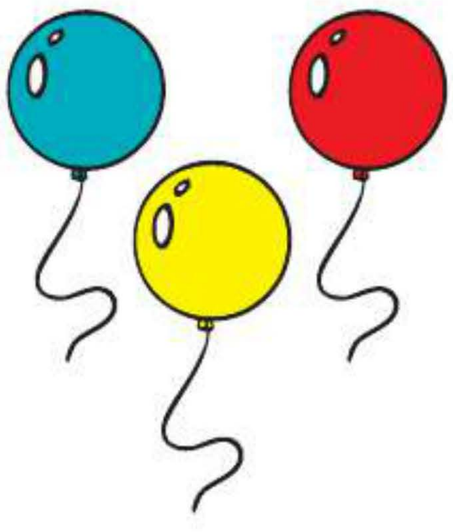







© Carson-Dellosa • CD-704553

Name _____

Trace and Write Four 4

Directions: Trace and **write** the number word. Then, complete the picture by **drawing** four fish and four seagulls.

four four



© Carson-Dellosa • CD-704553

Name _____

3 ••• three

Directions: **Count** and **write** the number in each box.

Circle the groups of three. **Color** the groups of four.



© Carson-Dellosa • CD-704553

Name _____

4 ●●●● four

Directions: Color to find the hidden picture

2 = blue 3 = blue 4 = green

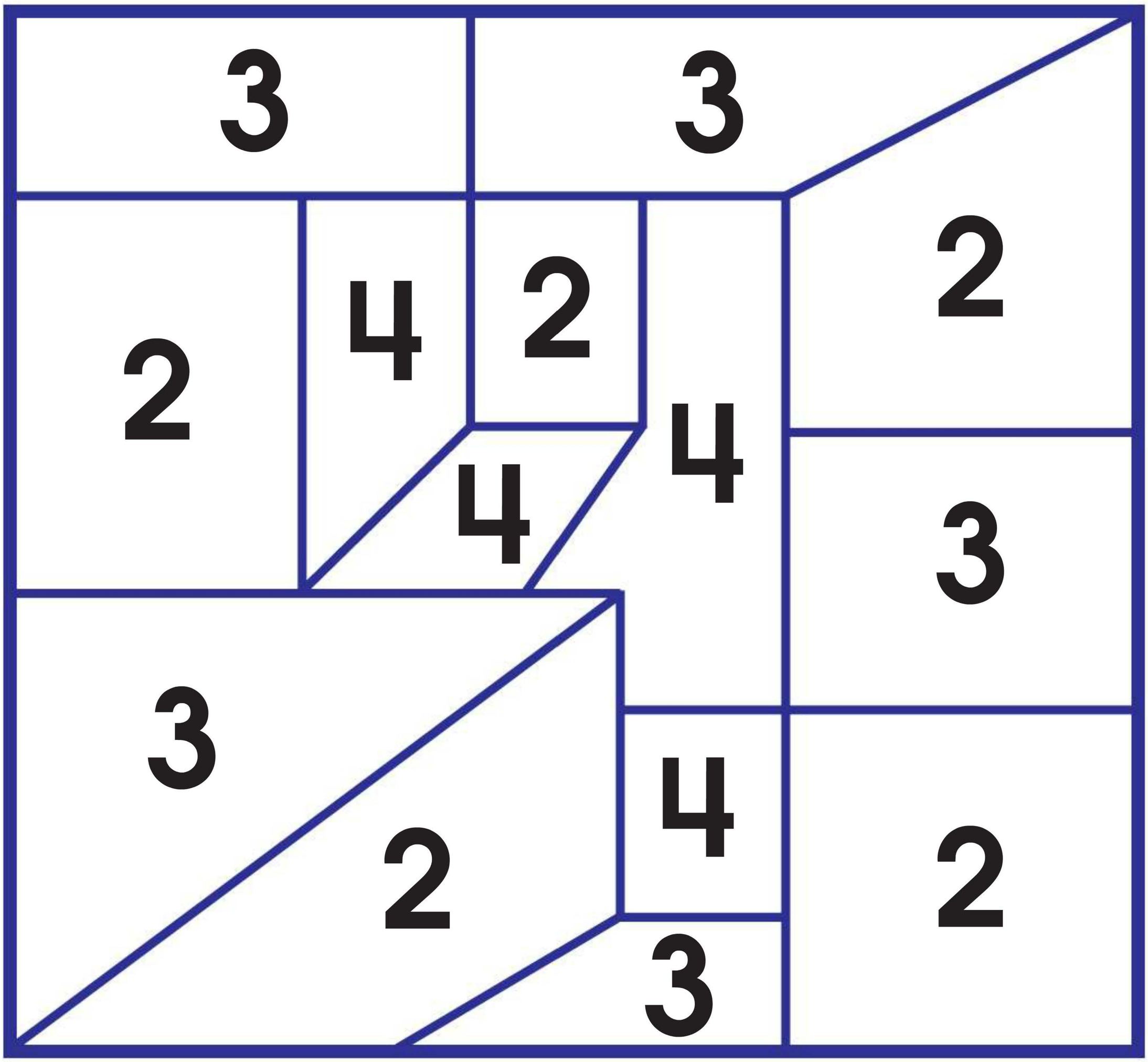

What did you find? _____

© Carson-Dellosa • CD-704553

Name _____

Trace and Write Five 5

Directions: **Trace** and **write** the number **5**.

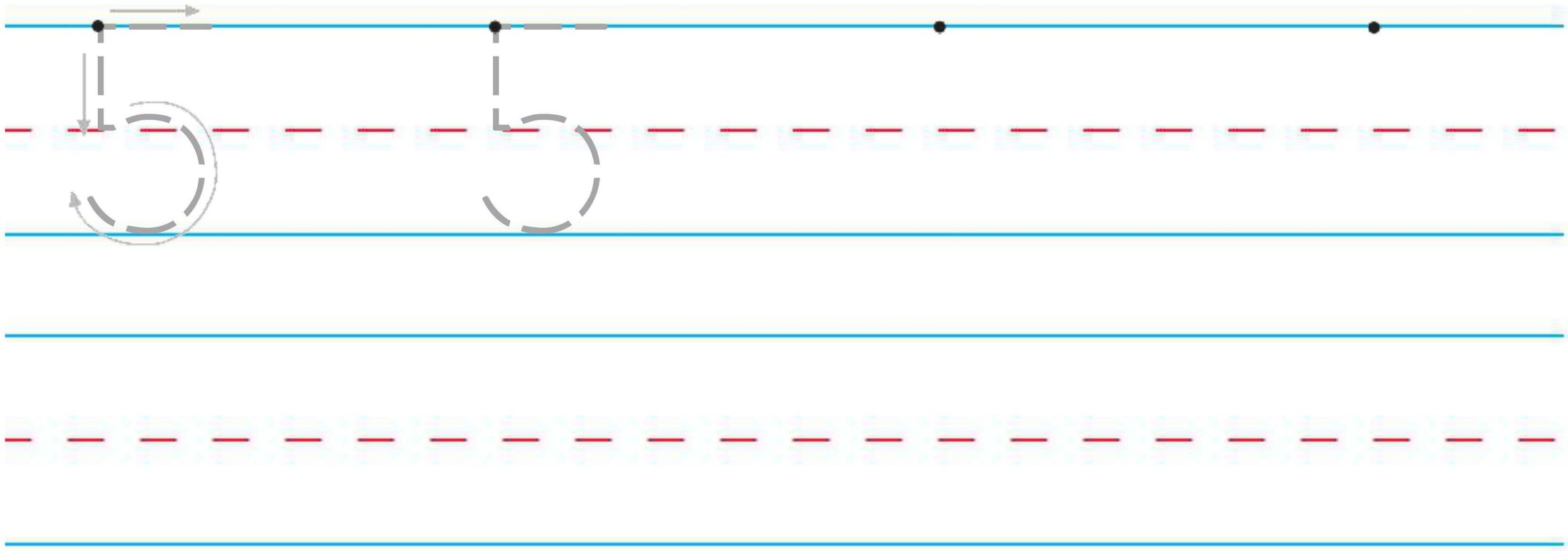

Directions: 5 dogs are colored. **Color** 5 dogs.

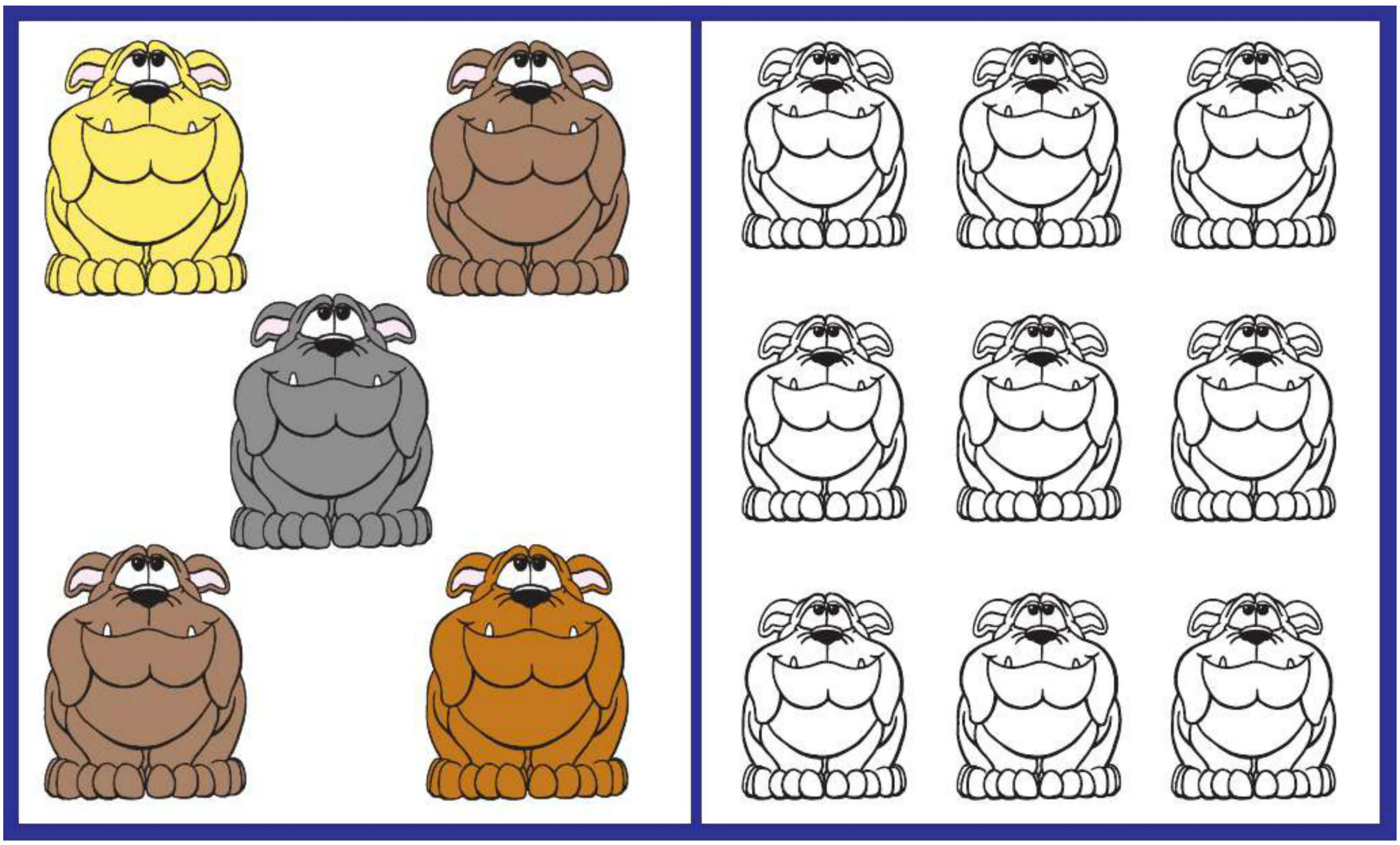

© Carson-Dellosa • CD-704553

Trace and Write Five 5

Directions: Trace and **write** the number word. **Write** the correct number on each domino.

five

five

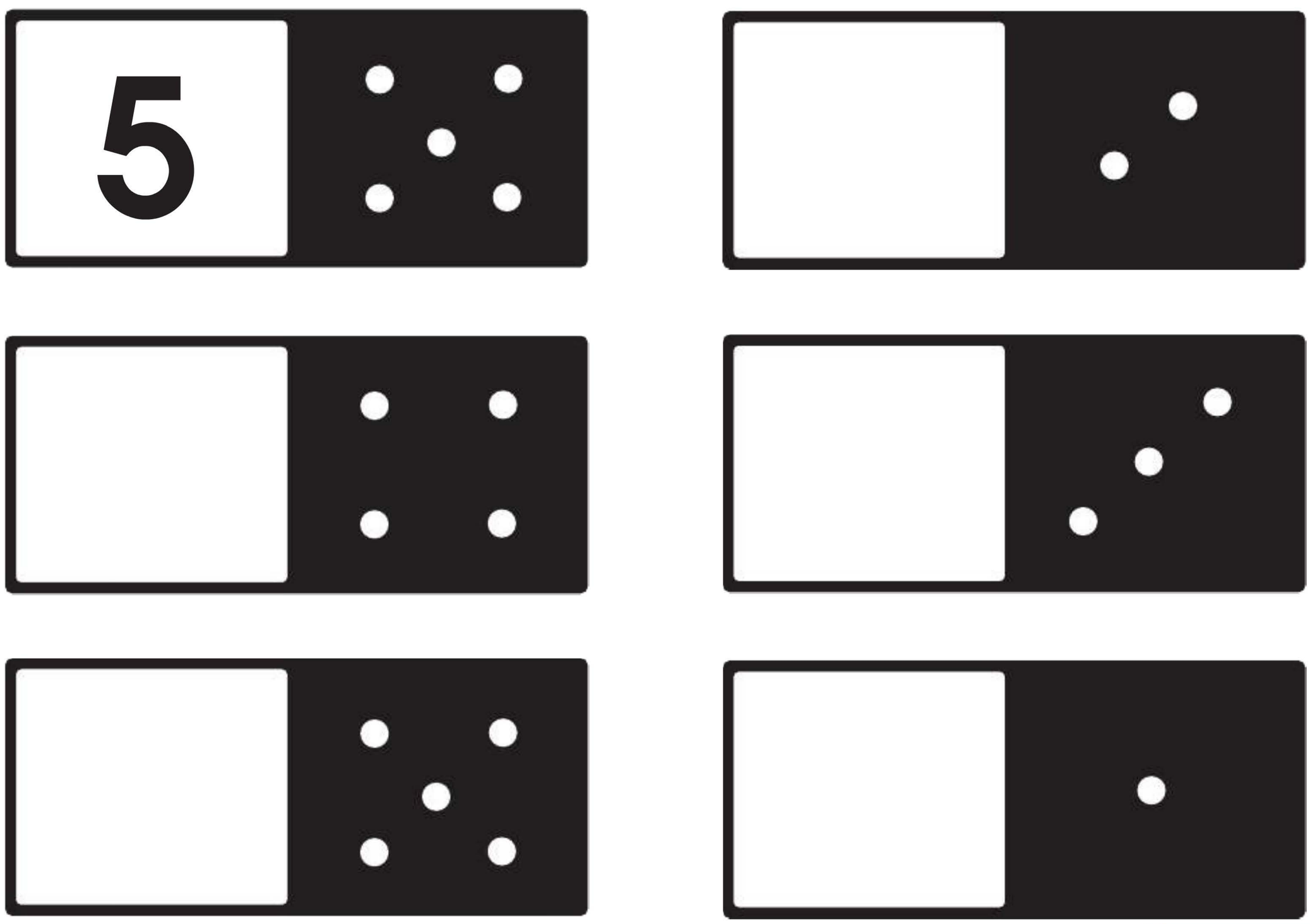

© Carson-Dellosa • CD-704553

Name _____

5 ●●●●● five

Directions: Write the number **5** on the line 5 times.

5 5

Directions: 5 dogs are colored. **Color** 5 dogs.





© Carson-Dellosa • CD-704553

Review Numbers 0–5

Directions: Trace the path from **1–5** on each picture.

Color the pictures.

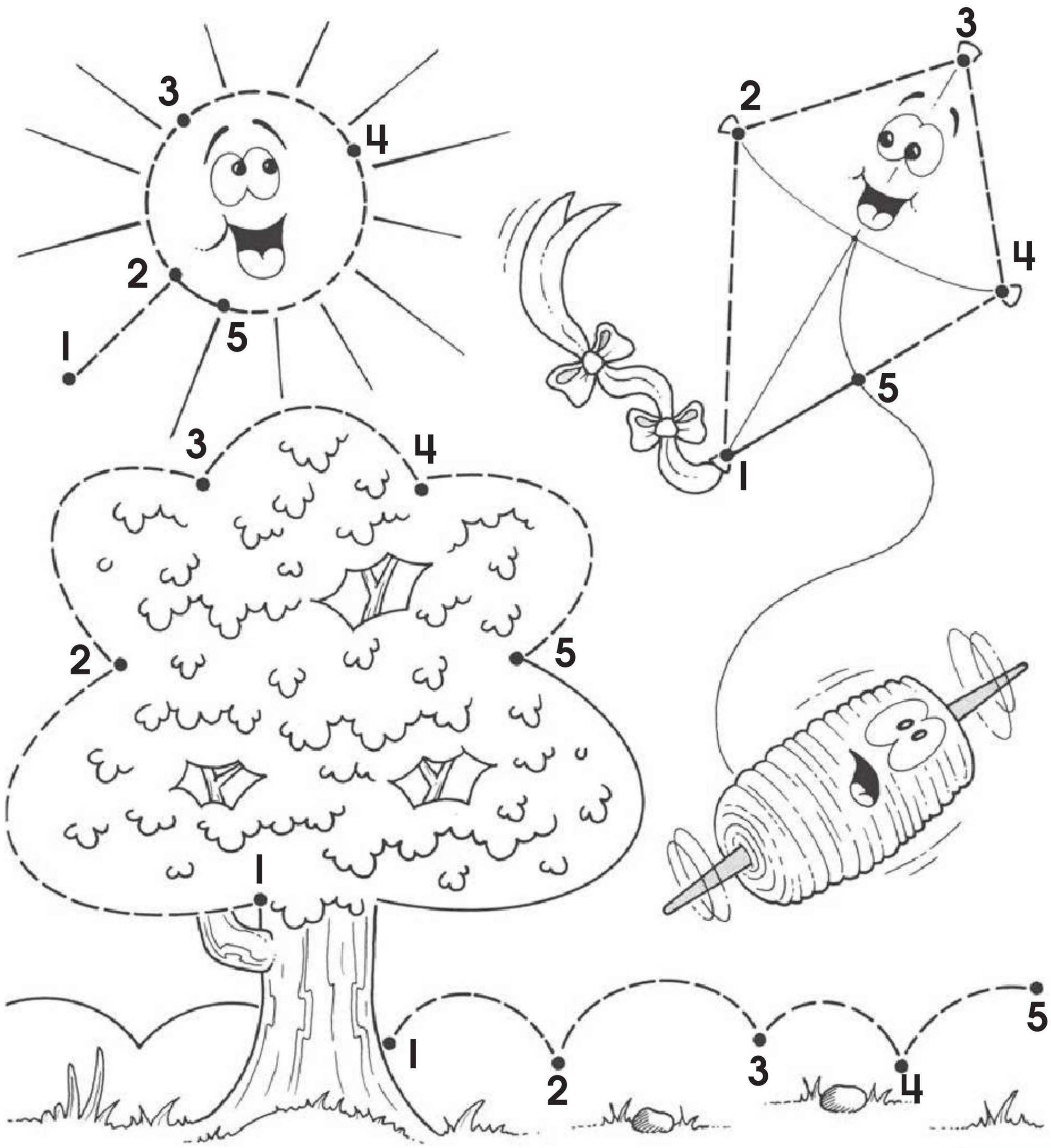

© Carson-Dellosa • CD-704553

Name _____

Review Numbers 0–5

Directions: Connect the dots in order. **Color** the picture.



© Carson-Dellosa • CD-704553

Review Numbers 0–5

Directions: Look at the picture below. How many do you see?

Write the number in each box.

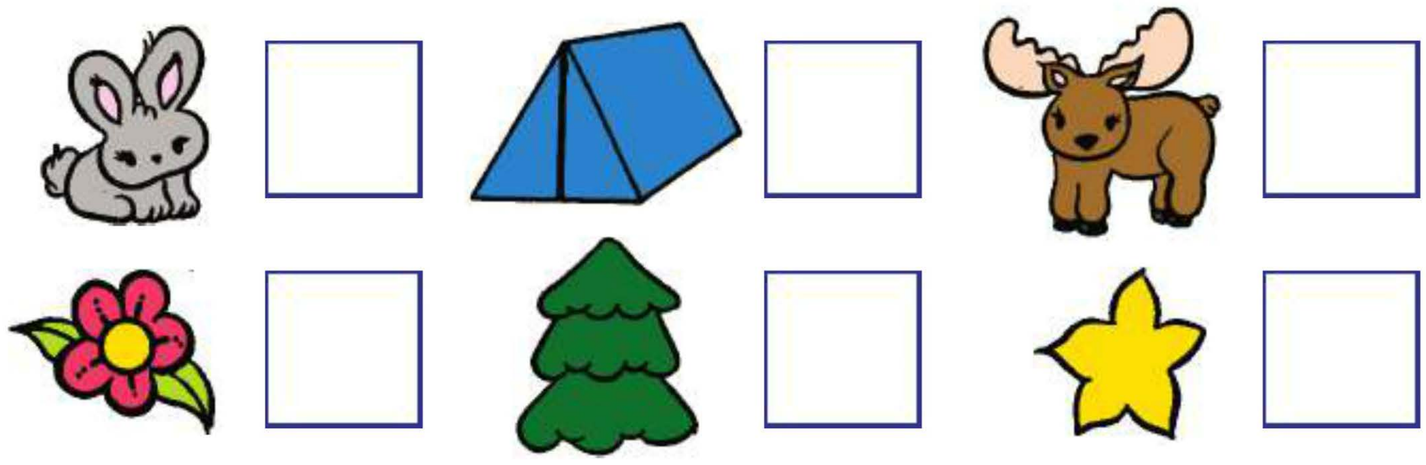

© Carson-Dellosa • CD-704553

Name _____

Trace and Write Six 6

Directions: Trace and **write** the number **6**. Then, **draw** 6 coins in the piggy bank.



© Carson-Dellosa • CD-704553

Trace and Write Six 6

Directions: **Trace** and **write** the number word. **Draw** an **X** on each group of six things.

six six



© Carson-Dellosa • CD-704553

Name _____

6 six

Directions: **Count** and **color** each picture. **Circle** each group of **6**.







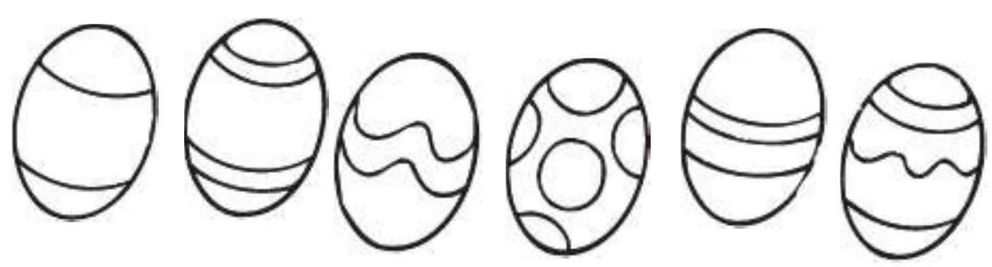

© Carson-Dellosa • CD-704553

Name _____

Review Numbers 1–6

Directions: Look at the picture. Read the questions. **Circle** the correct number.

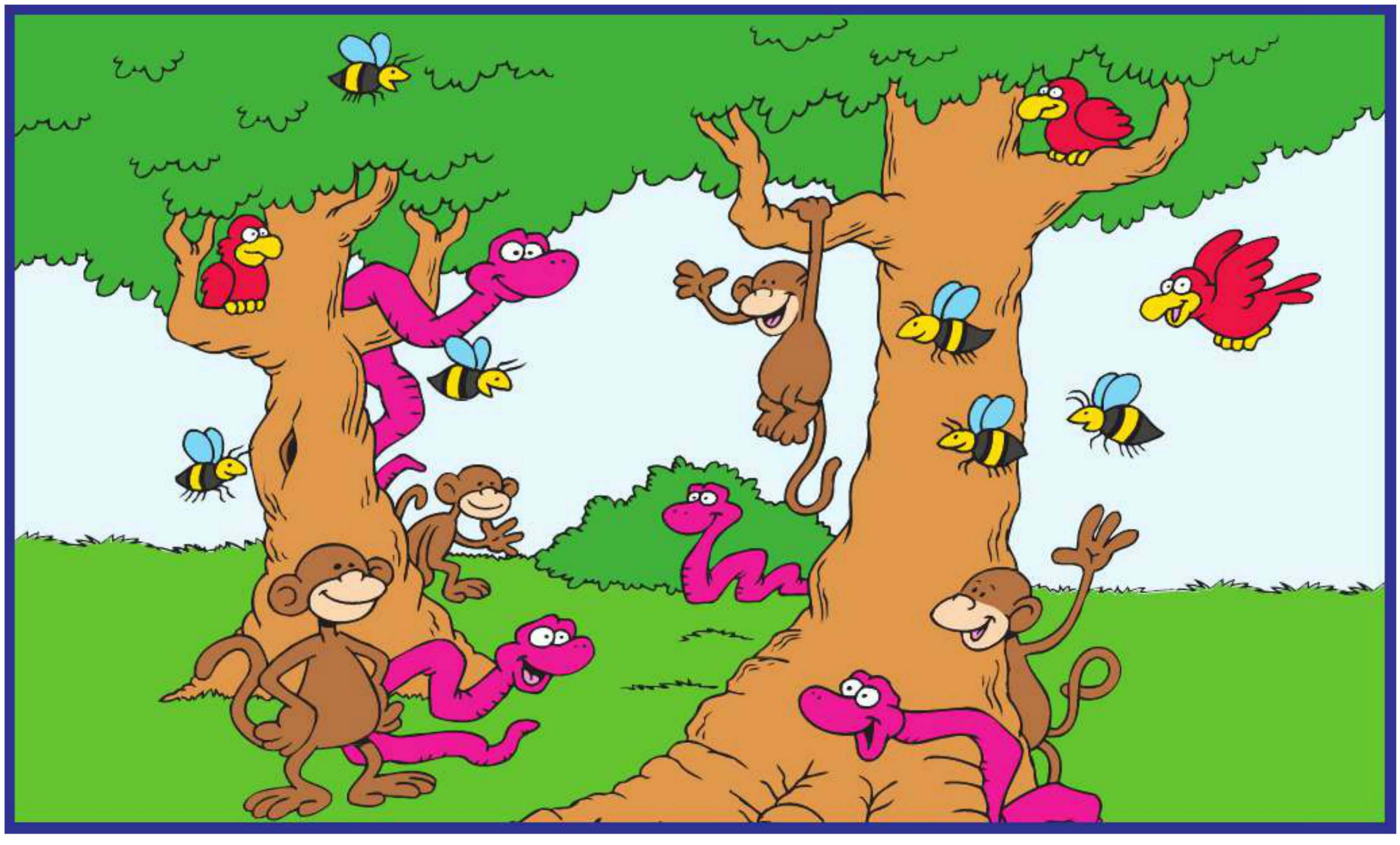

- How many in all? 1 2 3
- How many in all? 4 5 6
- How many in all? 3 4 5
- How many in all? 4 5 6

© Carson-Dellosa • CD-704553

Name _____

Trace and Write Seven 7

Directions: **Trace** and **write** the number **7**. Then, **draw** seven cookies.



© Carson-Dellosa • CD-704553

Trace and Write Seven 7

Directions: Trace and **write** the number word. Count the ladybugs. **Connect** the dots. **Color** the picture.

seven seven

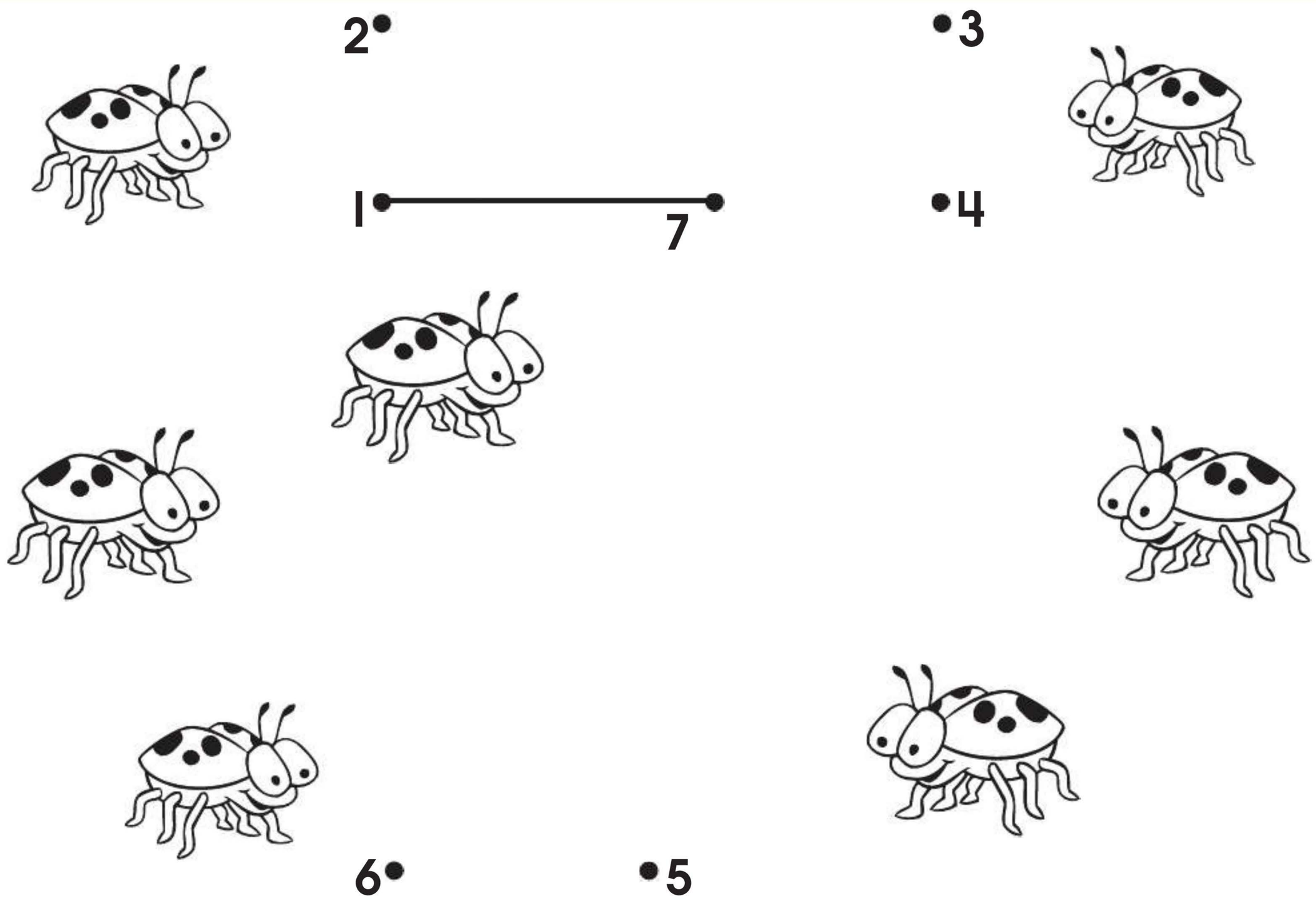

© Carson-Dellosa • CD-704553

Name _____

7 seven

Directions: **Count** and **color** each picture. **Trace** the dots from **1** to **7**. **Circle** each group of **7**.

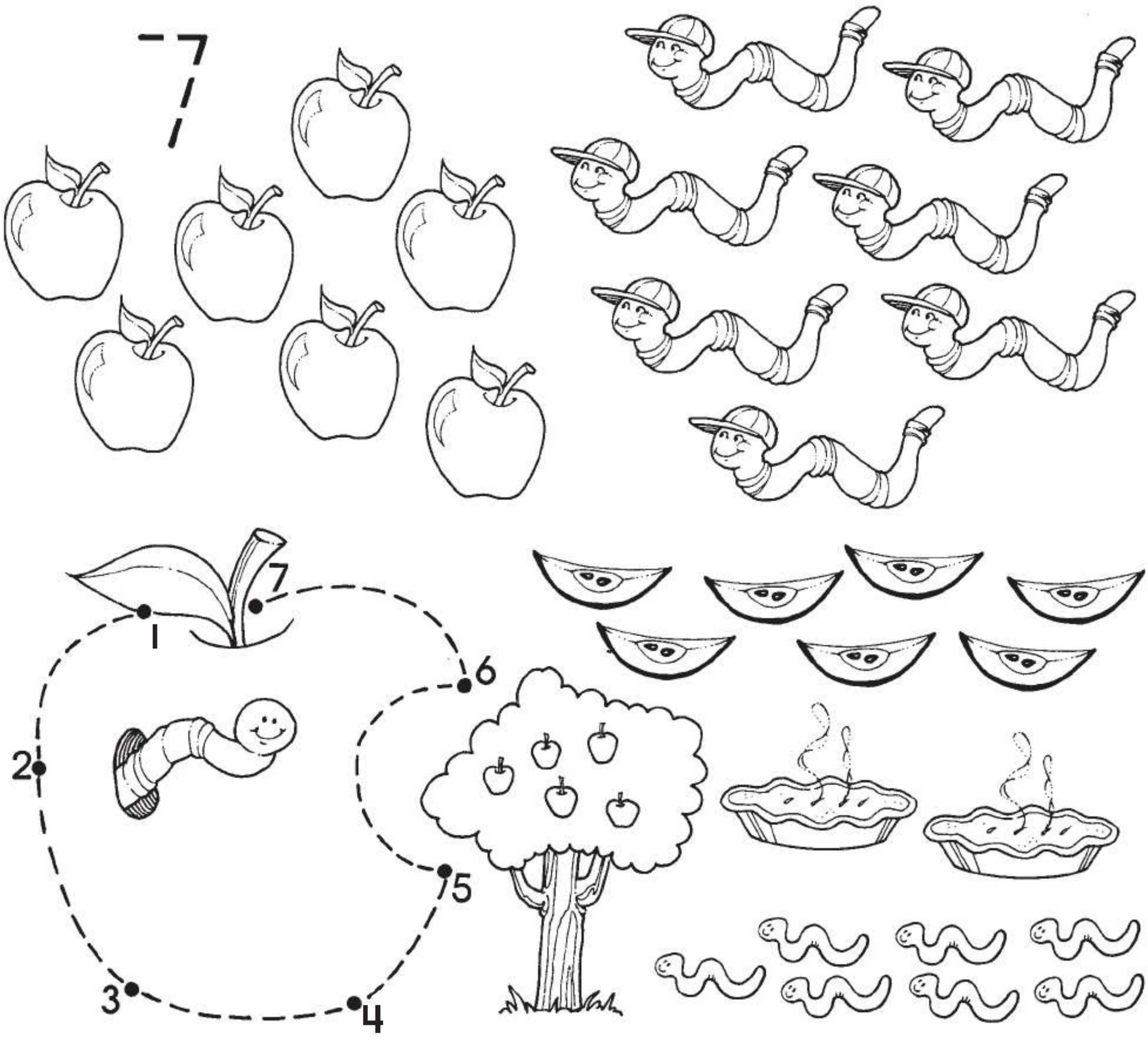

© Carson-Dellosa • CD-704553

Trace and Write Eight 8

Directions: Trace and **write** the number **8**. Then, **draw** eight peas on the plate.



© Carson-Dellosa • CD-704553

Name _____

Trace and Write Eight 8

Directions: Trace and **write** the number word. **Color** the pictures that have eight spots.

eight eight





© Carson-Dellosa • CD-704553

8 eight

Directions: **Count** and **color** **8** pieces of gold in each of the treasure chests. Then, **color** the treasure chests.

© Carson-Dellosa • CD-704553

Name _____

Seven and Eight 7, 8

Directions: Write the numbers **7** and **8**.

7 7 8 8

Directions: Count and **write** the number of glasses on each line.

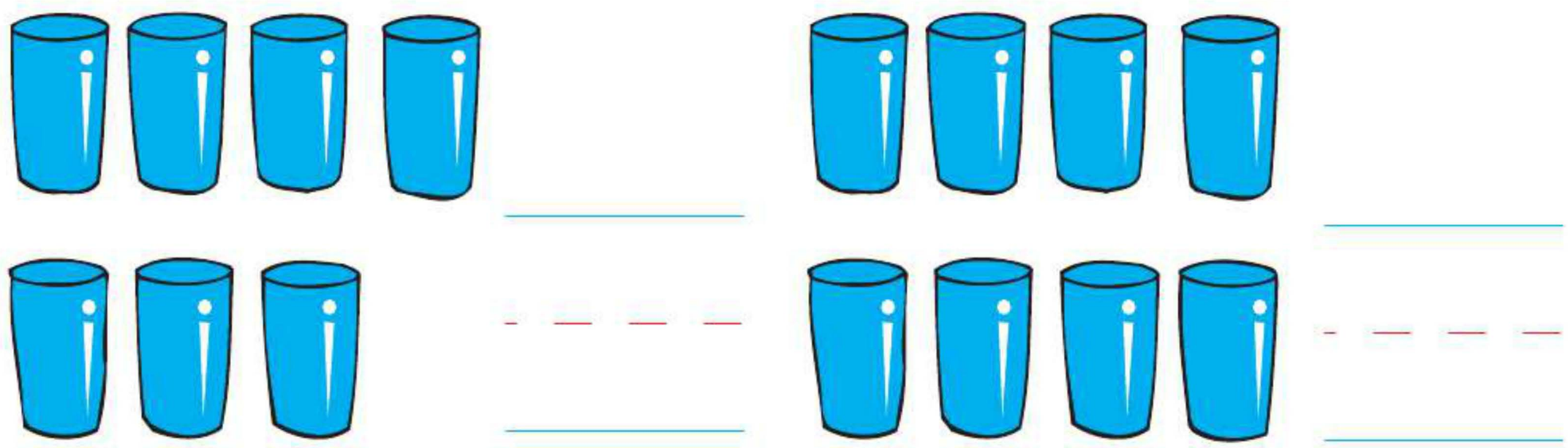

Directions: Draw peas on each plate to show the number.



7

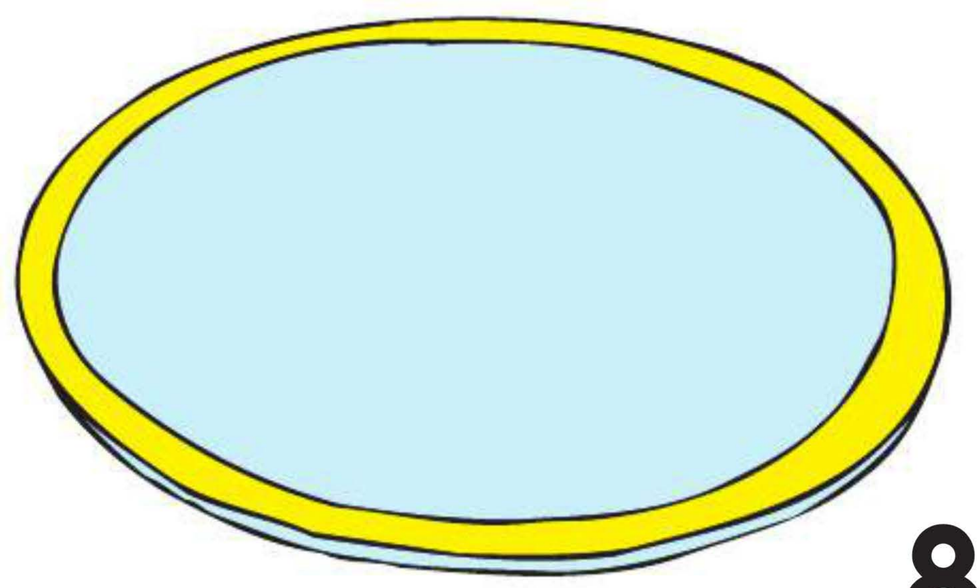

8

© Carson-Dellosa • CD-704553

Seven and Eight 7, 8

Directions: **Count** and **write** the number in each box.

Circle the groups of seven. **Color** the groups of eight.



_____



_____

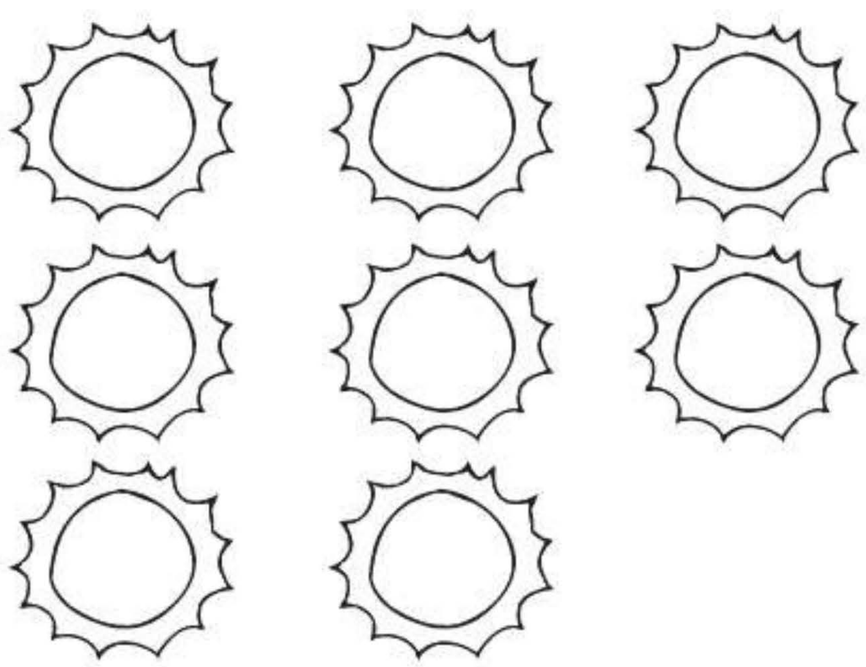

_____



_____

© Carson-Dellosa • CD-704553

Name _____

Trace and Write Nine and Ten 9, 10

Directions: Trace and **write** the numbers **9** and **10**. Then, **count** and **write** the correct number.

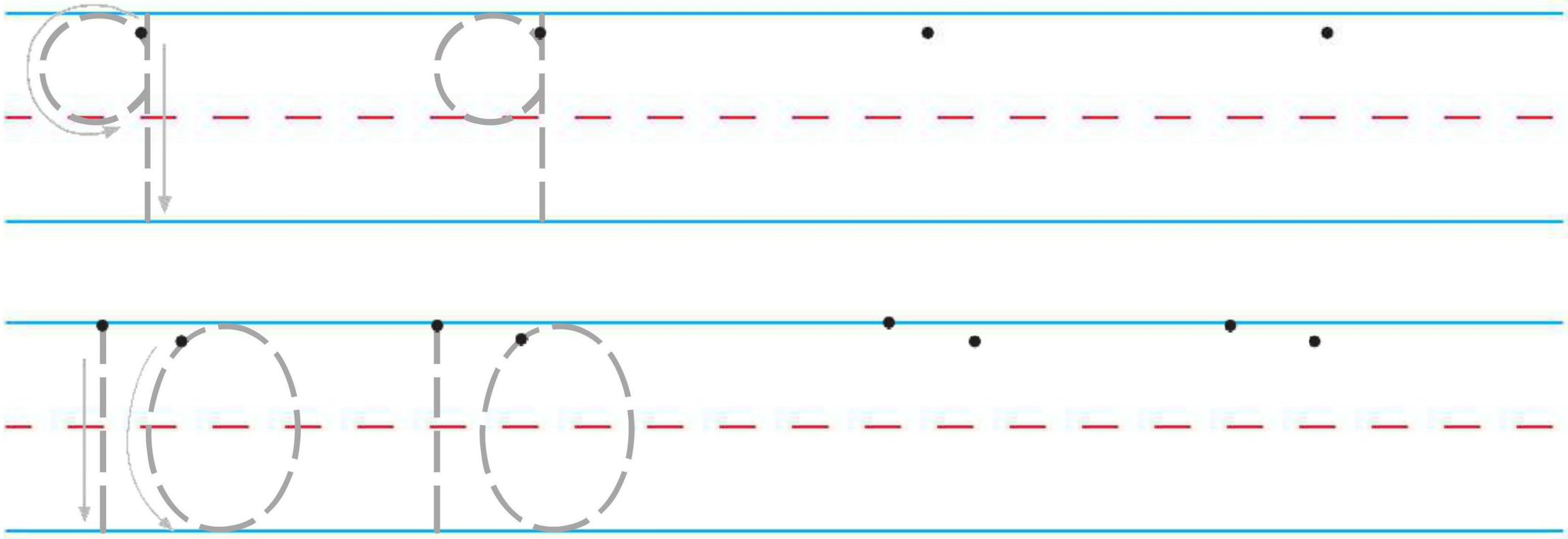



© Carson-Dellosa • CD-704553

Nine and Ten 9, 10

Directions: Write the numbers **9** and **10**.

9 9 10 10

Directions: Write the number of cupcakes on each line.

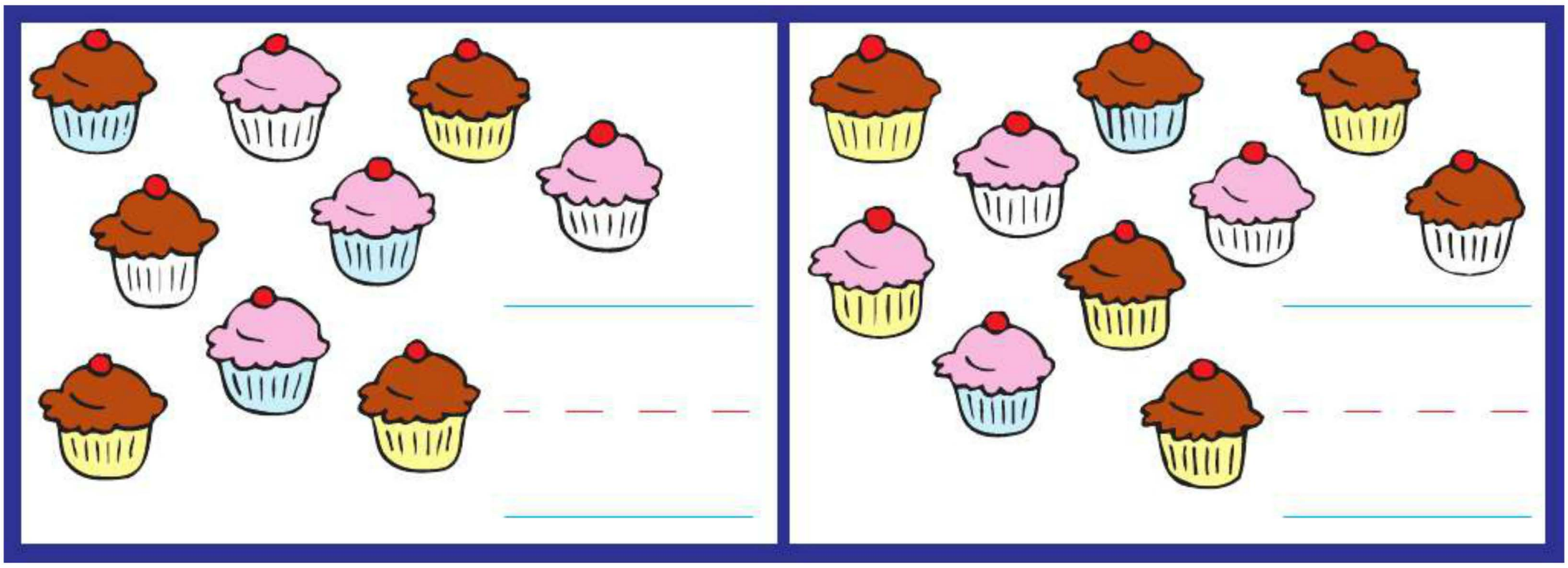

Directions: Draw balloons with strings to show each number.

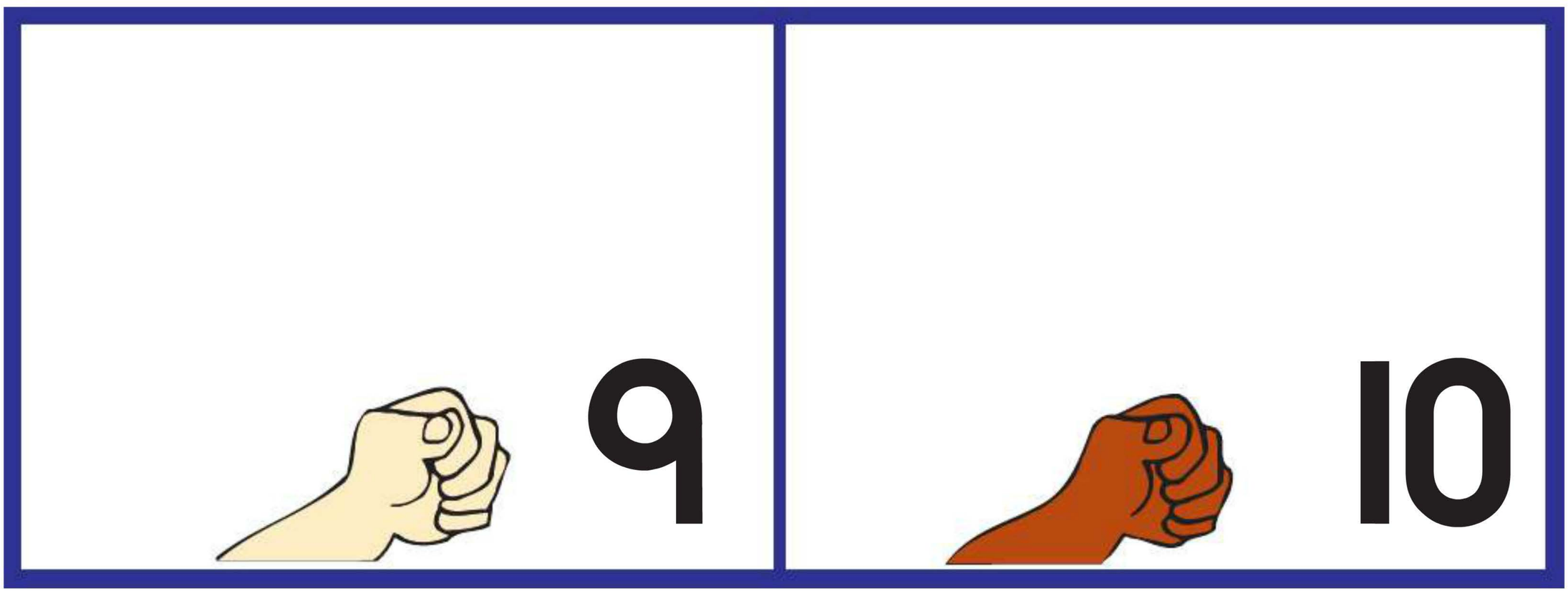

© Carson-Dellosa • CD-704553

Name _____

Trace and Write Nine 9

Directions: Trace and **write** the number word. **Count** the shapes on each quilt square below.

nine nine

Directions: Color the squares with nine shapes **green**. **Color** the other squares **yellow**.

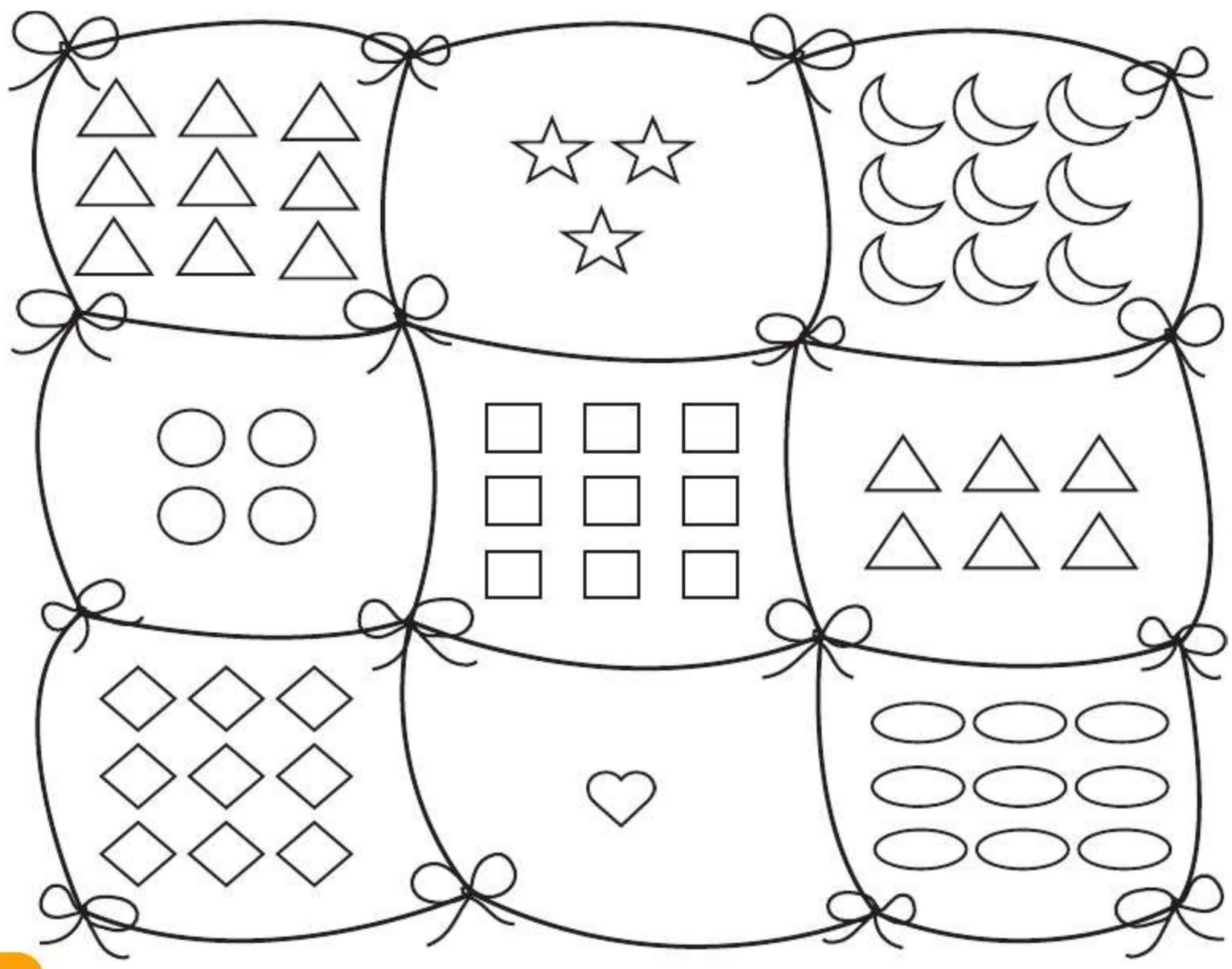

© Carson-Dellosa • CD-704553

Trace and Write Ten 10

Directions: Trace and **write** the number word. **Write** the numbers **1** to **10** on the hearts.

ten ten

© Carson-Dellosa • CD-704553

Name _____

9 nine

Directions: Draw 9 s in the . **Color** the s.

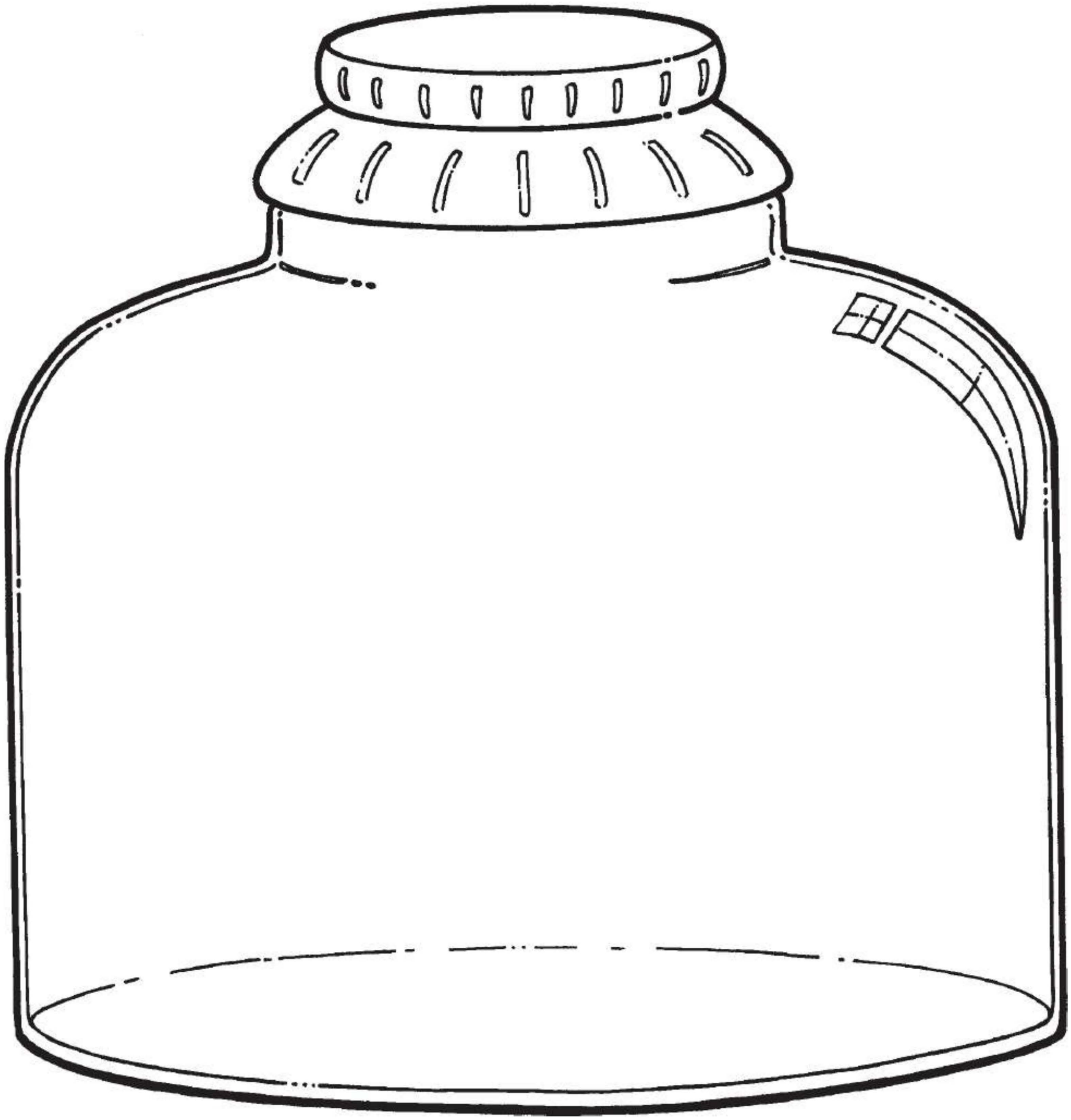

© Carson-Dellosa • CD-704553

10 ten

Directions: Color **5** dots **red**, **3** dots **blue**, and **2** dots **orange** on the butterfly. **Count** the dots on the butterfly.

How many are there altogether? _____



© Carson-Dellosa • CD-704553

Name _____

Review Numbers 6–10

Directions: **Count** the beads in each group. **Write** the number.

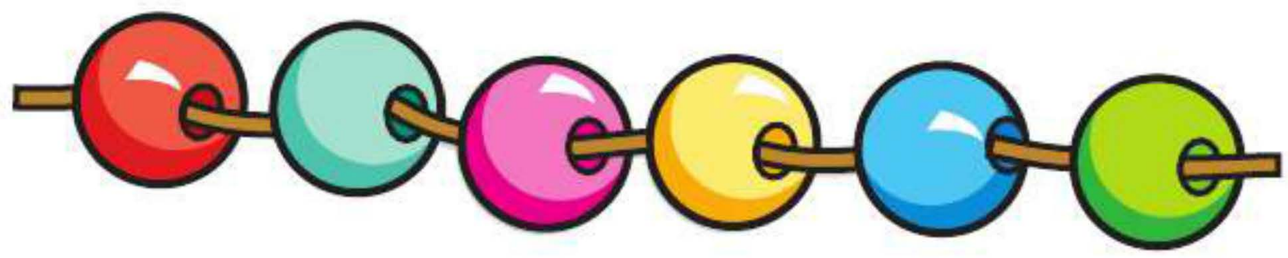

_____

_____

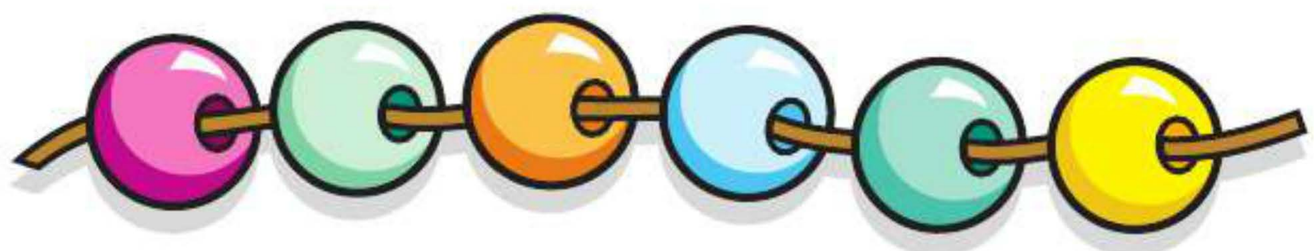

_____

_____

_____

© Carson-Dellosa • CD-704553

Review Numbers 6–10

Directions: Look at the picture. **Draw** a line to match each picture with the correct number.



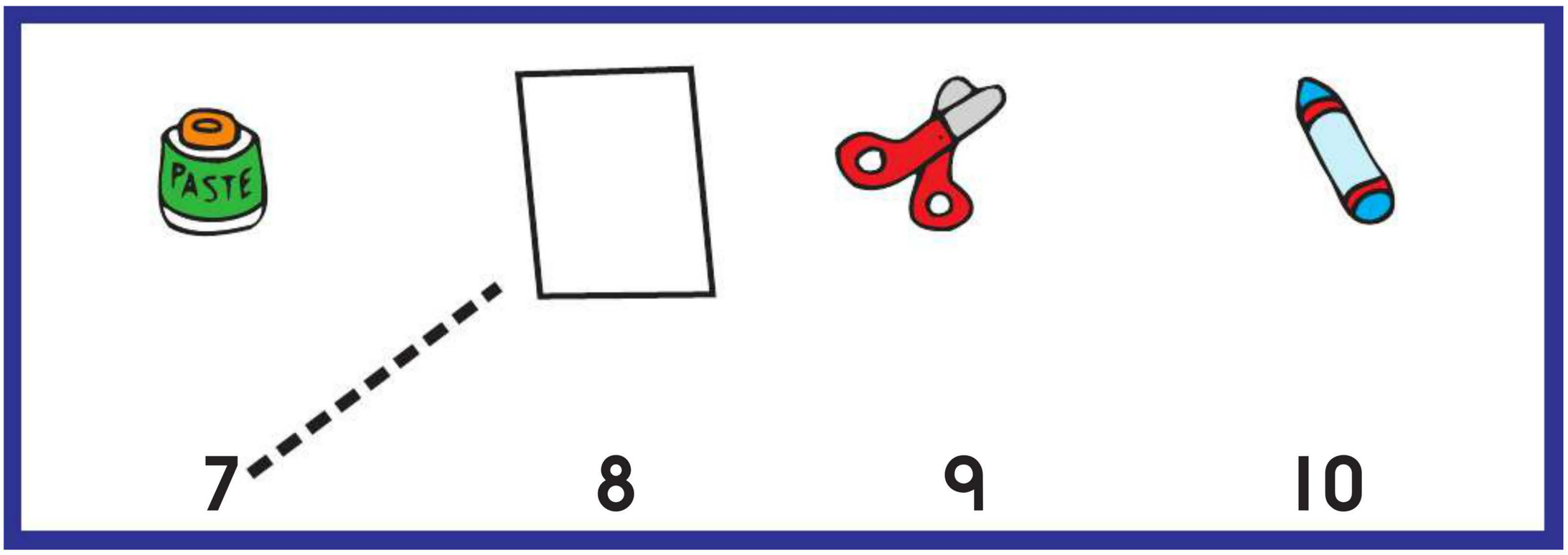

© Carson-Dellosa • CD-704553

Name _____

Review Numbers 0–10

Directions: Draw an **X** on the extra things in each row.

2

5



10

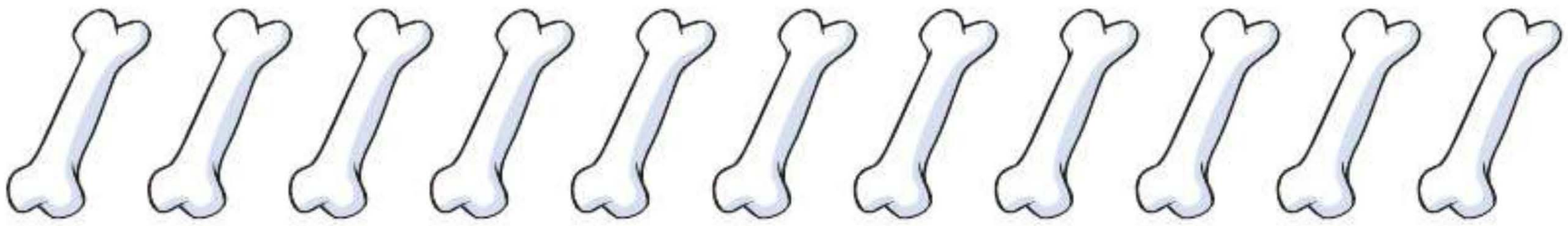

6

1



7

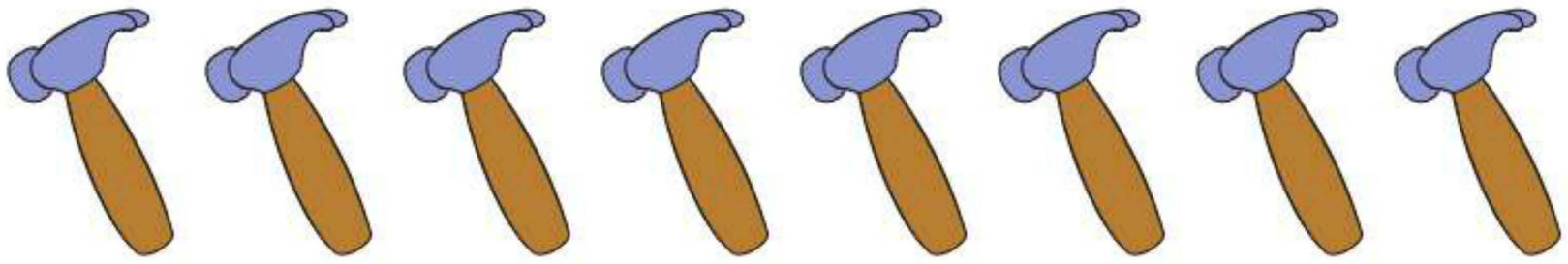

© Carson-Dellosa • CD-704553

Review Numbers 0–10

Directions: **Color** each number. **Draw** an **X** on each letter.

© Carson-Dellosa • CD-704553

Name _____

Review Numbers 0–10

Directions: **Count** your fingers on both hands. **Write** the numbers.

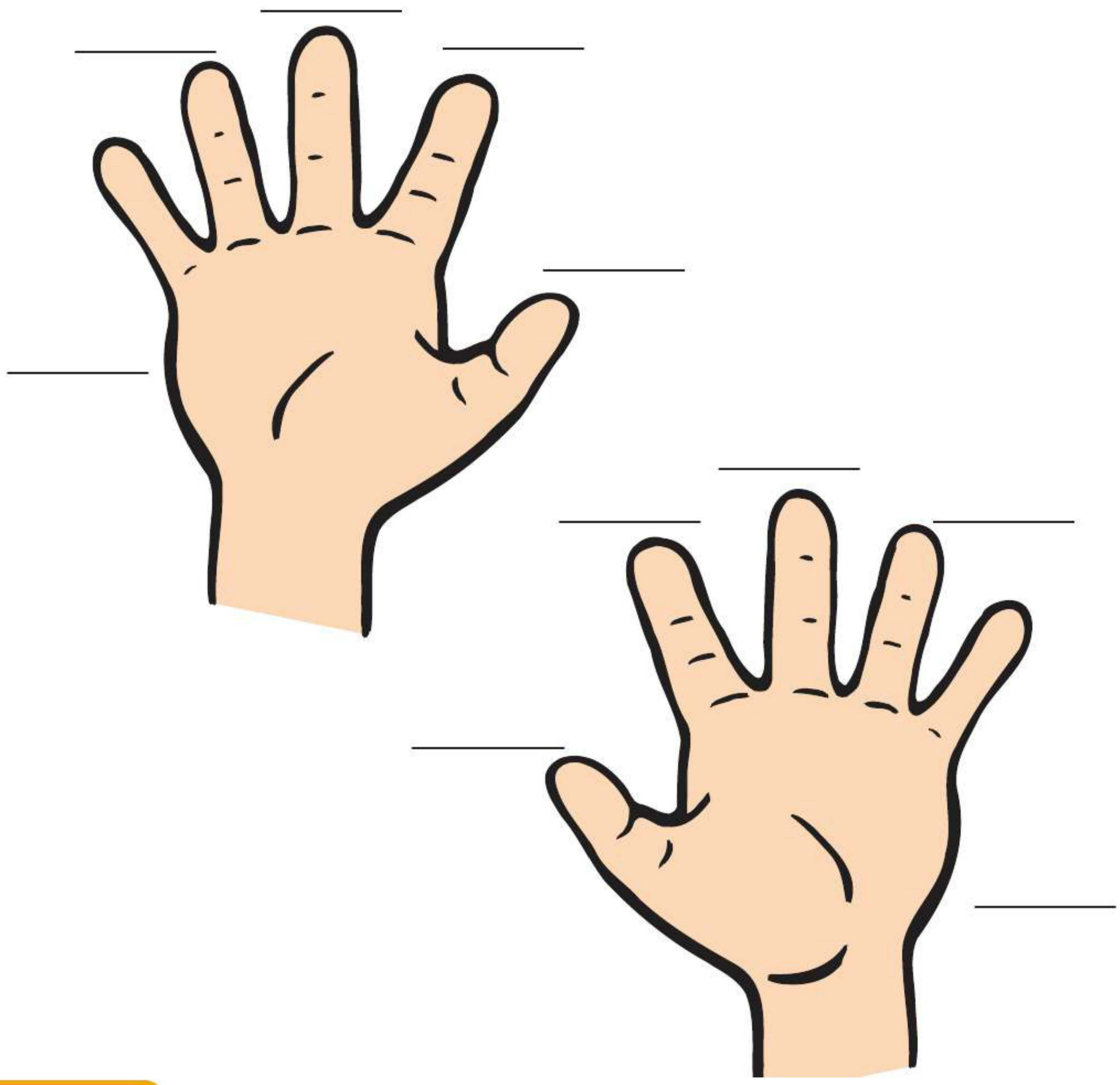

© Carson-Dellosa • CD-704553

Review Numbers 0–10

Directions: **Count** your toes on both feet. **Write** the numbers.

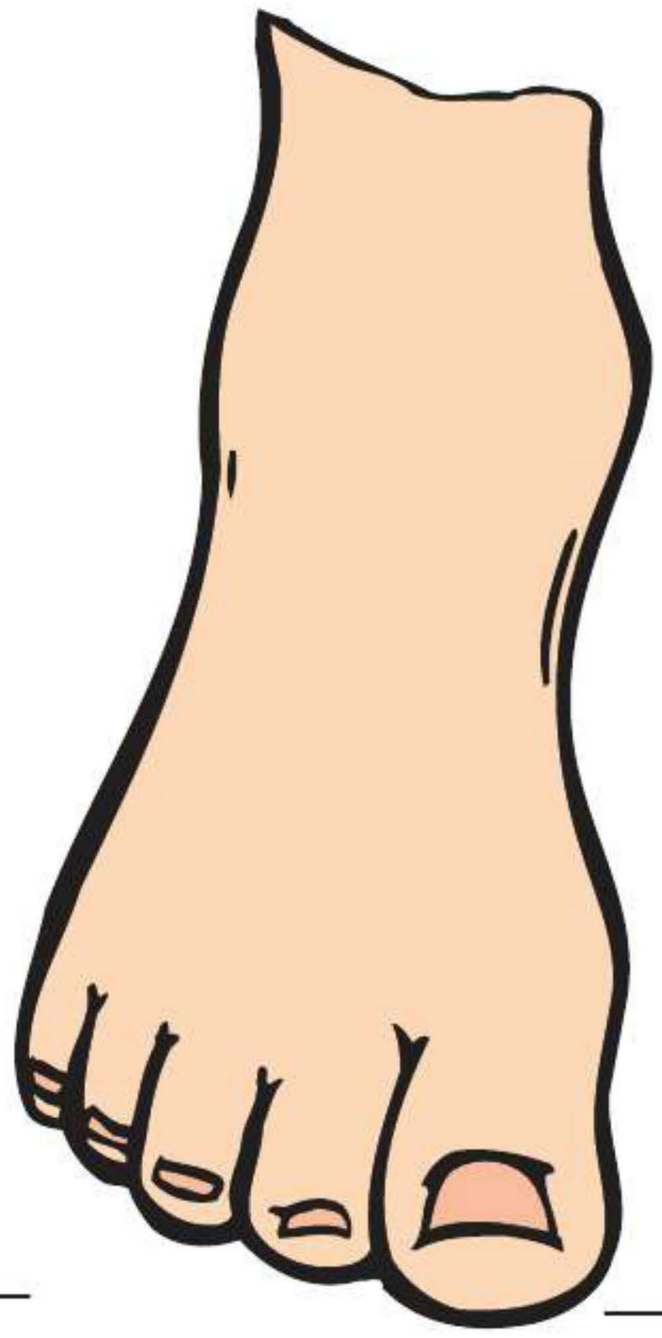

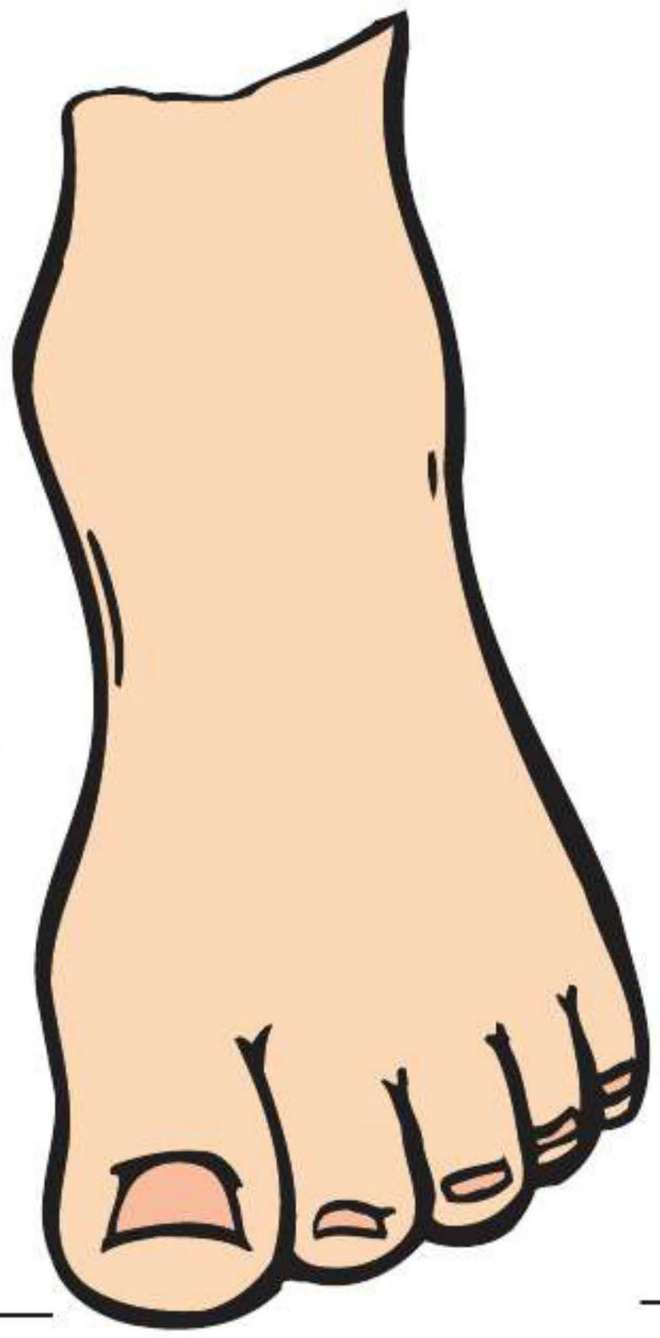

© Carson-Dellosa • CD-704553

Name _____

Trace and Write Eleven and Twelve 11, 12

Directions: Trace and **write** the numbers **11** and **12**. Then, **count** and **write** the numbers.

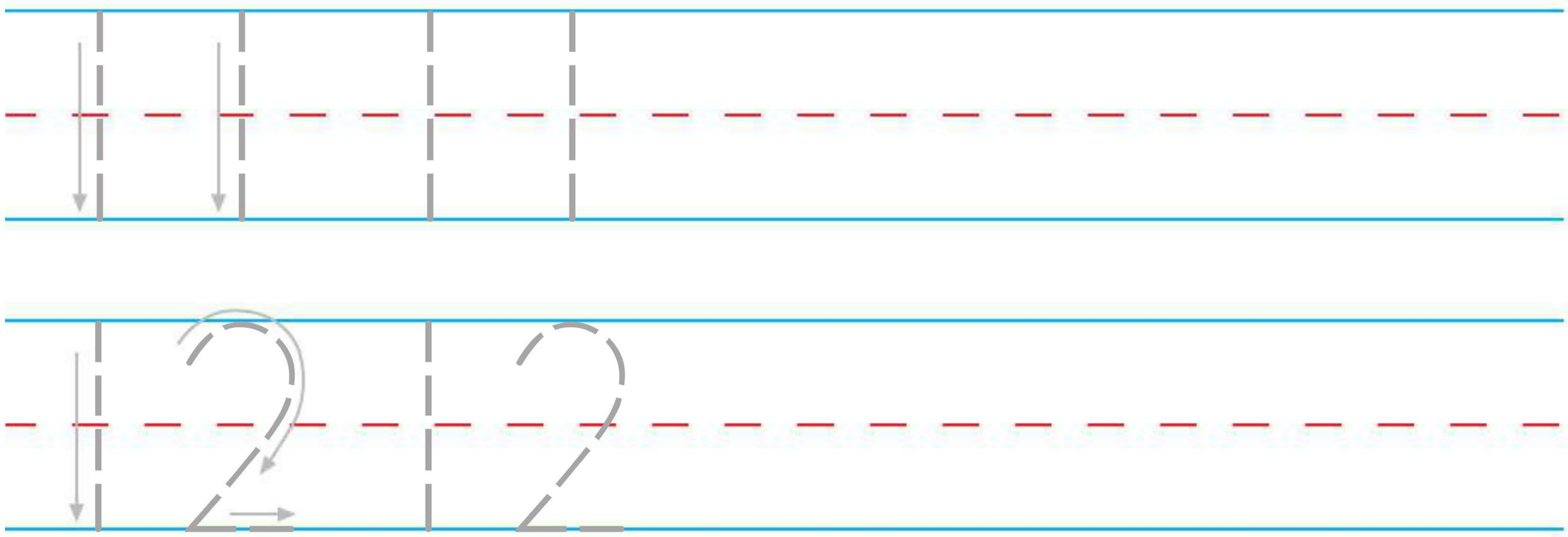

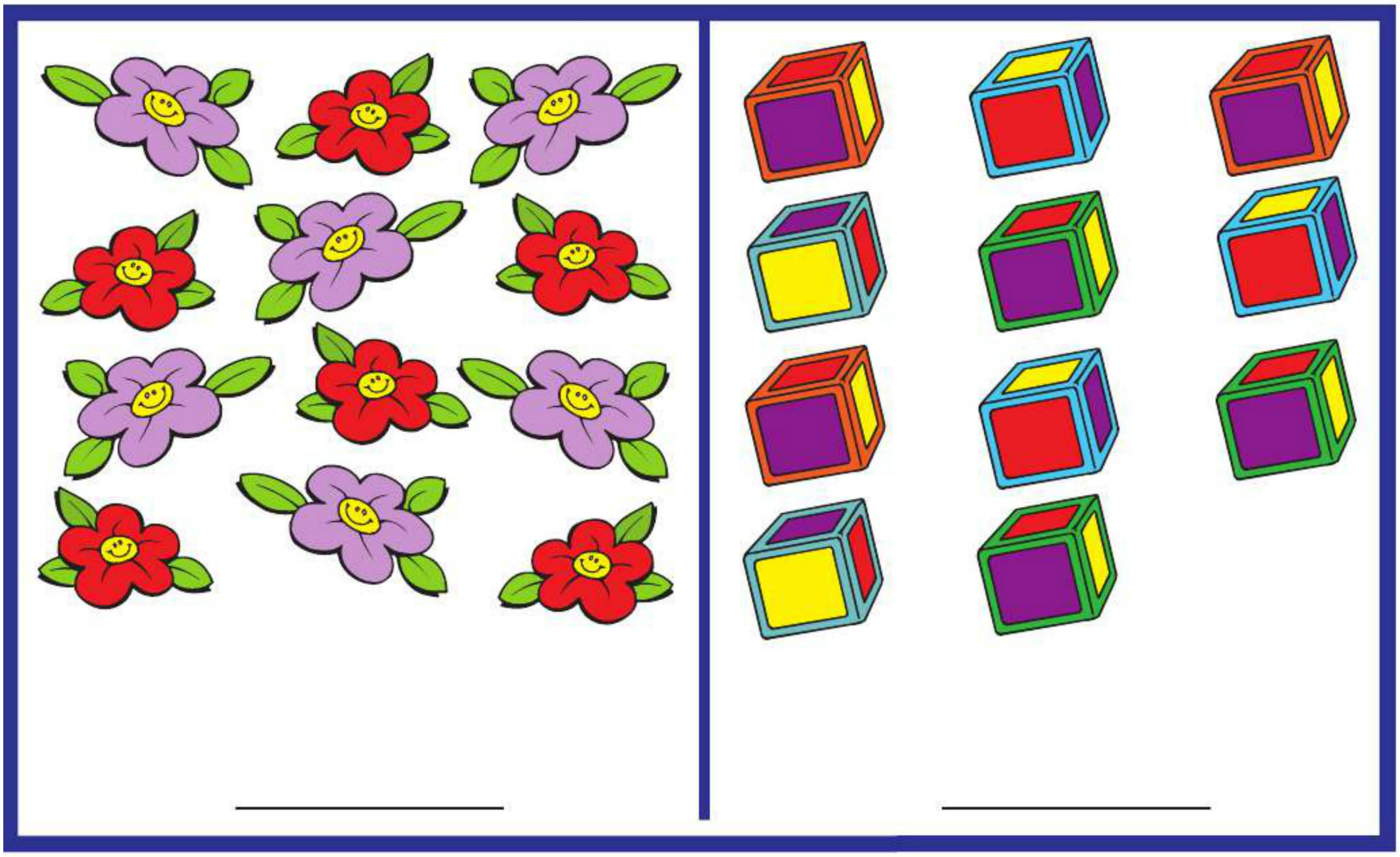

_____ _____

© Carson-Dellosa • CD-704553

Name _____

Eleven and Twelve 11, 12

Directions: **Count** and **write** the number in each box. **Circle** the groups of eleven. **Color** the groups of twelve.

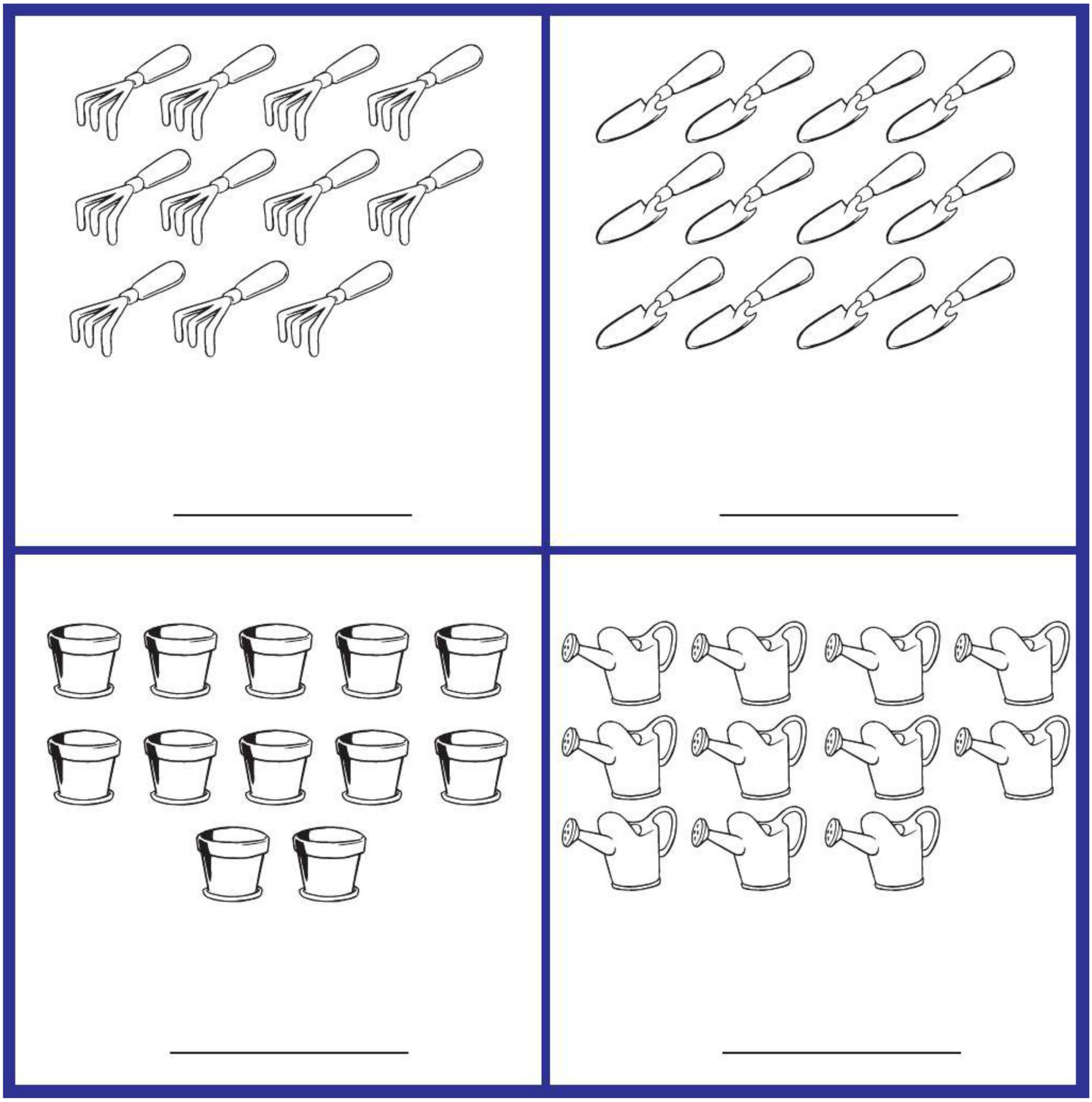

© Carson-Dellosa • CD-704553

Name _____

Eleven 11

Directions: Count Zeb Zebra's stripes and **color** them.



© Carson-Dellosa • CD-704553

Twelve 12

Directions: Count each group of creatures. **Draw** a line from the creatures to their matching apples.













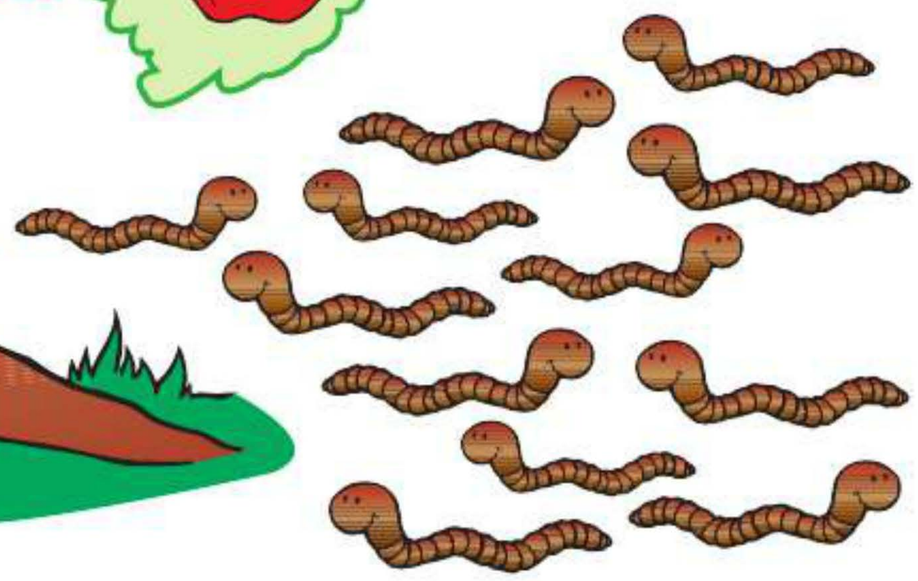

© Carson-Dellosa • CD-704553

Name _____

Trace and Write Thirteen 13

Directions: **Trace** and **write** the number **13** and the number word.

13 13

thirteen

thirteen

Directions: Now practice **writing** the **number** and the **word** by yourself on the lines below.

© Carson-Dellosa • CD-704553

Name _____

Thirteen 13

Directions: Color the number. **Color** the word. **Count** and **color** the rest of the picture.



© Carson-Dellosa • CD-704553

Name _____

Trace and Write Fourteen 14

Directions: **Trace** and **write** the number **14** and the number word.

14

fourteen

fourteen

Directions: Now practice **writing** the **number** and the **word** by yourself on the lines below.

© Carson-Dellosa • CD-704553

Fourteen 14

Directions: Color the number. **Color** the word. **Count** and **color** the rest of the picture.

© Carson-Dellosa • CD-704553

Name _____

Trace and Write Fifteen 15

Directions: **Trace** and **write** the number **15** and the number word.

15

fifteen

fifteen

Directions: Now practice **writing** the **number** and the **word** by yourself on the lines below.

© Carson-Dellosa • CD-704553

Fifteen 15

Directions: Color the number. **Color** the word. **Count** and **color** the rest of the picture.

© Carson-Dellosa • CD-704553

Name _____

Trace and Write Sixteen 16

Directions: **Trace** and **write** the number **16** and the number word.

16 16

sixteen

sixteen

Directions: Now practice **writing** the **number** and the **word** by yourself on the lines below.

© Carson-Dellosa • CD-704553

Sixteen 16

Directions: Color the number. **Color** the word. **Count** and **color** the rest of the picture.

© Carson-Dellosa • CD-704553

Name _____

Trace and Write Seventeen 17

Directions: **Trace** and **write** the number **17** and the number word.

17 17

seventeen

seventeen

Directions: Now practice **writing** the **number** and the **word** by yourself on the lines below.

© Carson-Dellosa • CD-704553

Seventeen 17

Directions: Color the number. **Color** the word. **Count** and **color** the rest of the picture.

© Carson-Dellosa • CD-704553

Name _____

Trace and Write Eighteen 18

Directions: **Trace** and **write** the number **18** and the number word.

18

18

eighteen

eighteen

Directions: Now practice **writing** the **number** and the **word** by yourself on the lines below.

© Carson-Dellosa • CD-704553

Eighteen 18

Directions: Color the number. **Color** the word. **Count** and **color** the rest of the picture.



© Carson-Dellosa • CD-704553

Name _____

Trace and Write Nineteen 19

Directions: **Trace** and **write** the number **19** and the number word.

19

nineteen

nineteen

Directions: Now practice **writing** the **number** and the **word** by yourself on the lines below.

© Carson-Dellosa • CD-704553

Nineteen 19

Directions: Color the number. **Color** the word. **Count** and **color** the rest of the picture.



© Carson-Dellosa • CD-704553

Name _____

Trace and Write Twenty 20

Directions: **Trace** and **write** the number **20** and the number word.

20 20

twenty

twenty

Directions: Now practice **writing** the **number** and the **word** by yourself on the lines below.

© Carson-Dellosa • CD-704553

Twenty 20

Directions: Color the number. **Color** the word. **Count** and **color** the rest of the picture.



© Carson-Dellosa • CD-704553

Name _____

Review Numbers 0–20

Directions: **Count** the number of colored squares. Then, **write** the correct number.



_____

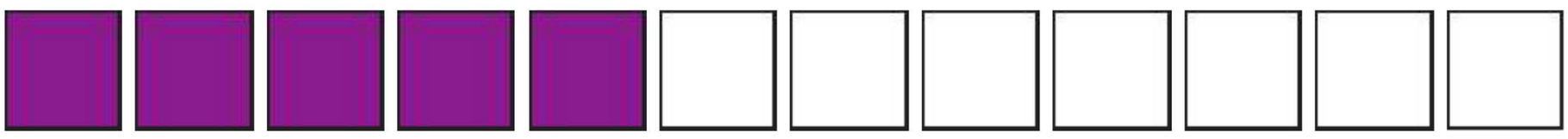

_____



_____



_____



_____

© Carson-Dellosa • CD-704553

Name _____

Review Numbers 0–20

Directions: **Count** the number of colored squares. Then, **write** the correct number.



_____



_____



_____

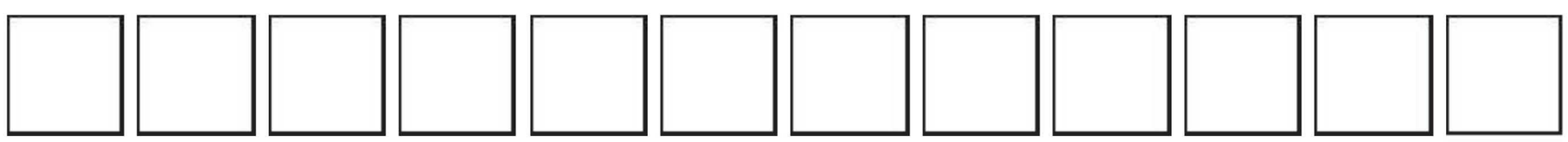

_____



_____

© Carson-Dellosa • CD-704553

Name _____

Review Numbers 13–16

Directions: **Count** the cubes for the first number. Ten and 3 more is 13. Repeat for 14–16. **Count** the cubes.

Circle the number that shows how many.

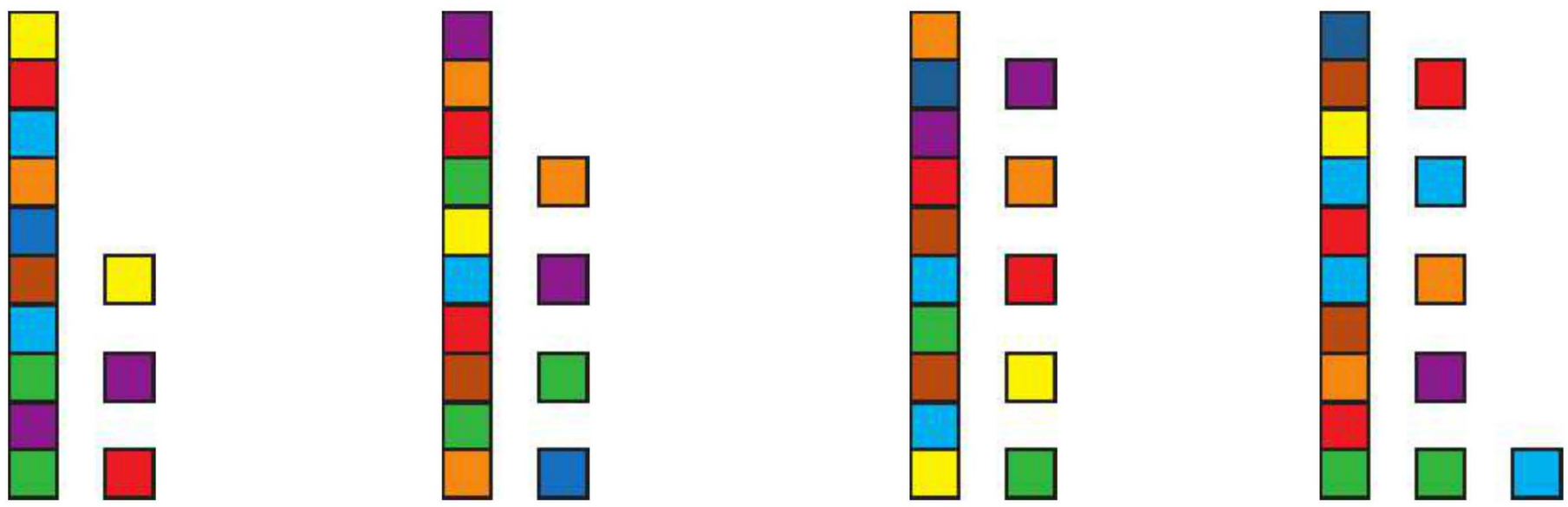

13 14 15 16

13 14

15 16

13 14

15 16

14 15

14 15

© Carson-Dellosa • CD-704553

Review Numbers 17–20

Directions: **Count** the cubes for the first number. Ten and 7 more is 17. Repeat for 18–20. **Count** the cubes.

Draw a line to the number.

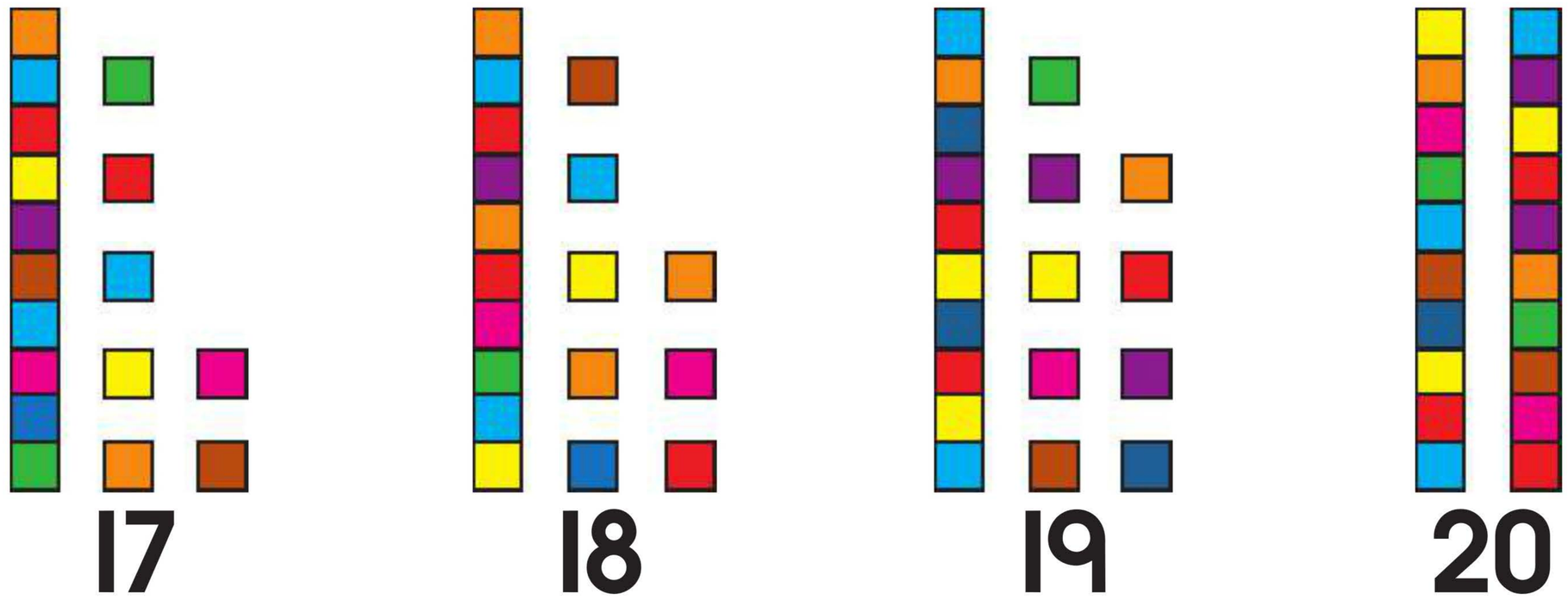

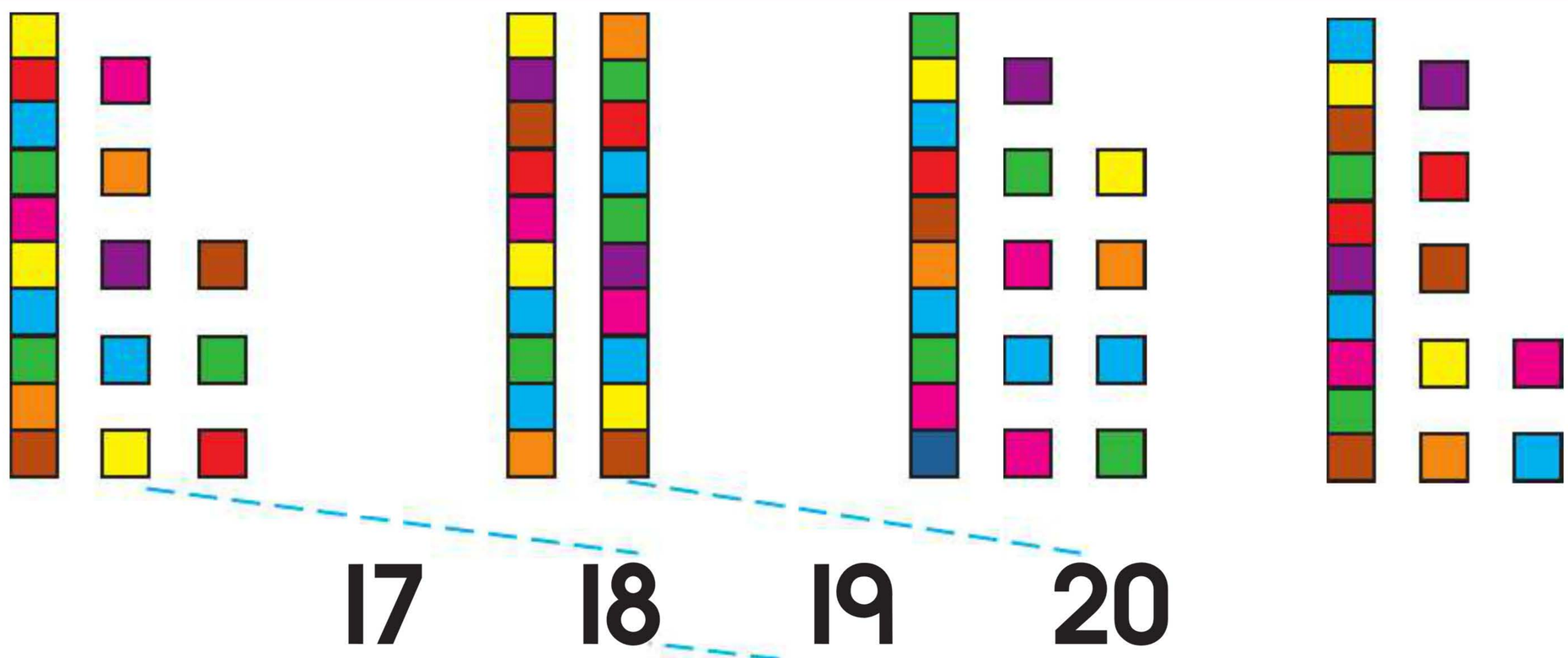



© Carson-Dellosa • CD-704553

Name _____

Review Numbers 0–20

Directions: Trace the numbers and the words.

0 1 2 3 4

5 6 7 8 9

10 11 12 13

14 15 16 17

18 19 20

zero one two

three four five

© Carson-Dellosa • CD-704553

Name _____

Review Numbers 0–20

Directions: Trace the number words.

six seven eight

nine ten eleven

twelve thirteen

fourteen fifteen

sixteen seventeen

eighteen nineteen

twenty

© Carson-Dellosa • CD-704553

Name _____

After

Directions: Circle the small picture that shows what will happen **after** the pictures in the large boxes.



© Carson-Dellosa • CD-704553

After

Directions: Circle the small picture that shows what will happen **after** the pictures in the large boxes.





© Carson-Dellosa • CD-704553

Name _____

Before

Directions: Circle the small picture that shows what happened right **before** the pictures in the large boxes.









© Carson-Dellosa • CD-704553

Before

Directions: Circle the small picture that shows what happened right **before** the pictures in the large boxes.



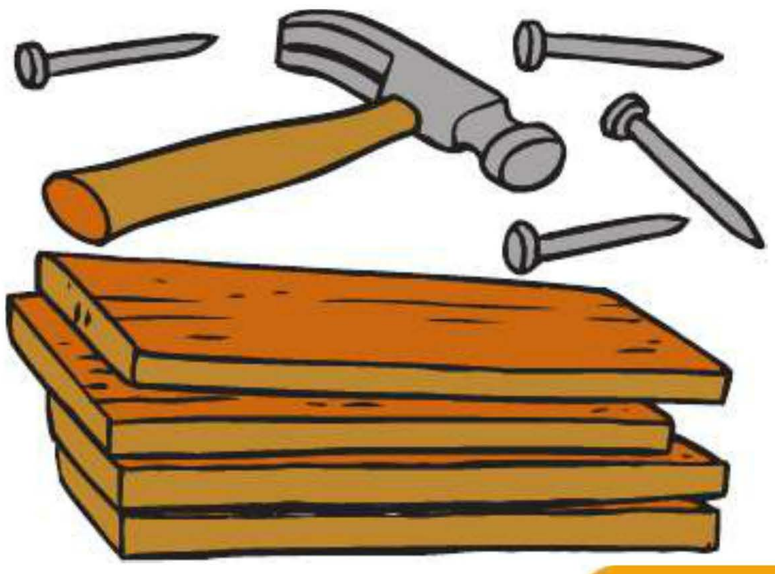

© Carson-Dellosa • CD-704553

Name _____

Missing Numbers

Directions: Write the missing number in each box on the blackboard. The first one has been done for you.



© Carson-Dellosa • CD-704553

Missing Numbers

Directions: Write the missing number in each box.

1		3

8		10

6		8

Directions: Circle the number that is **smaller** in each pair.

10	4	2	7	5	1

© Carson-Dellosa • CD-704553

Name _____

Order Events

Directions: Which comes **first**, the chick hatching or the egg cracking?

Circle the picture that shows what happens **first**.





© Carson-Dellosa • CD-704553

Sequencing

Directions: Write **1**, **2**, **3**, and **4** in the boxes to show the correct order to tell the story.

© Carson-Dellosa • CD-704553

Name _____

First

Directions: Look at the pictures. Which happened **first** in each row?

Circle the picture that shows what happened **first**.





© Carson-Dellosa • CD-704553

Name _____

First

Directions: Circle the **first** thing in each row.





© Carson-Dellosa • CD-704553

Name _____

Second

Directions: Circle the **second** thing in each row.



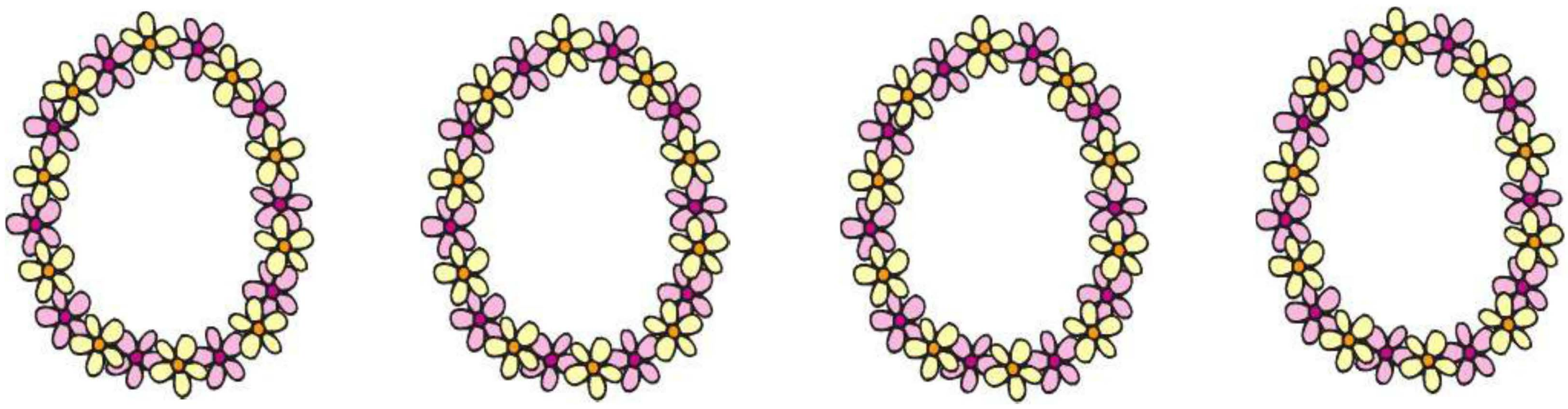

© Carson-Dellosa • CD-704553

Name _____

Third

Directions: **Circle** the **third** thing in each row.



© Carson-Dellosa • CD-704553

Name _____

Fourth

Directions: **Circle** the **fourth** thing in each row.

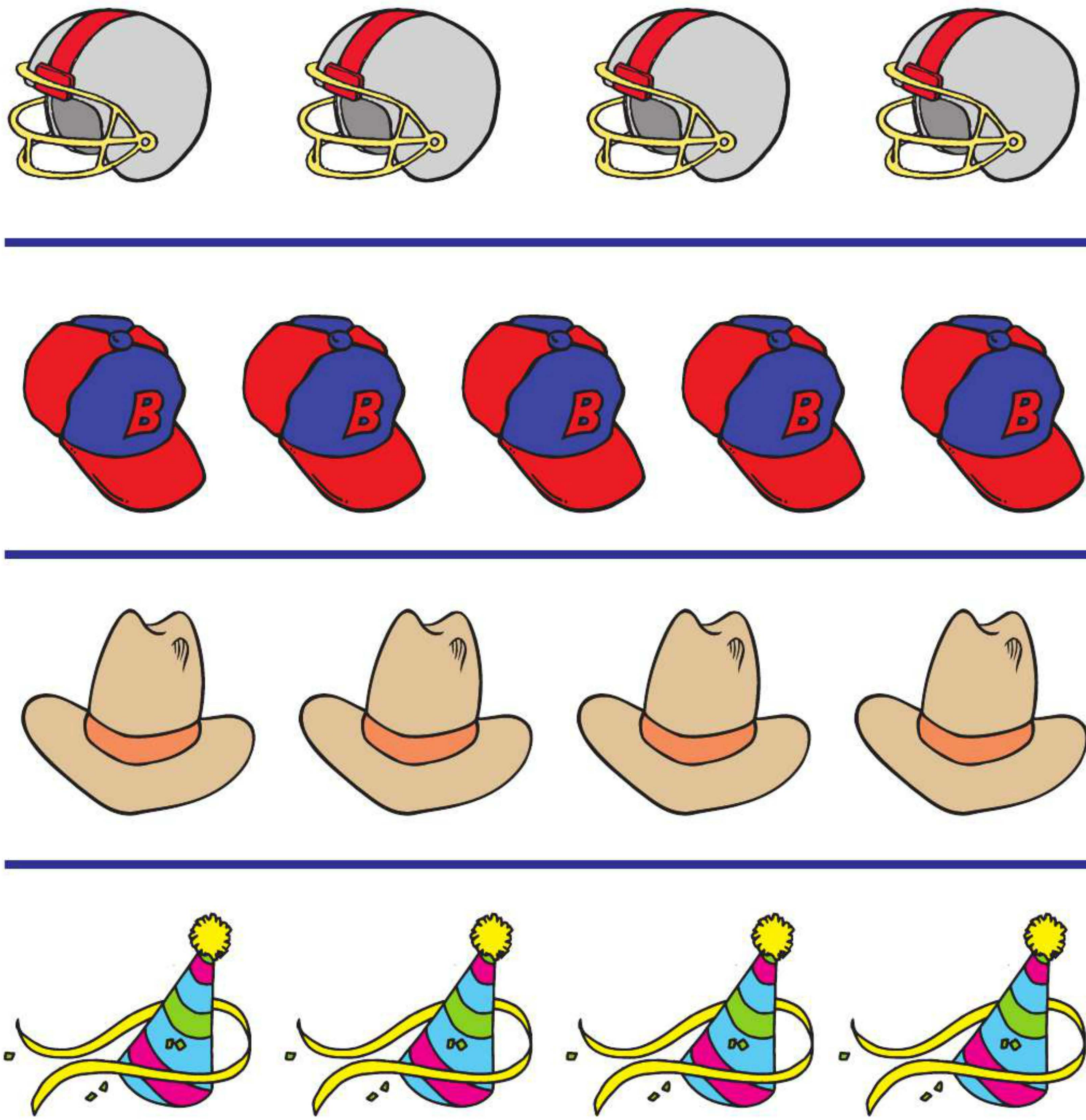

© Carson-Dellosa • CD-704553

Name _____

Fifth

Directions: Circle the **fifth** thing in each row.







© Carson-Dellosa • CD-704553

Name _____

Last

Directions: Circle the **last** thing in each row.



© Carson-Dellosa • CD-704553

Ordinal Numbers

Directions: Color the **first** leaf **red**. **Circle** the **third** leaf.



Directions: Color the **fourth** balloon **purple**. **Draw** a line under the **second** balloon.



© Carson-Dellosa • CD-704553

Name _____

One for Each

Directions: Each animal needs a home. **Draw** a line to match each animal with a home.



© Carson-Dellosa • CD-704553

Name _____

One for Each

Directions: Each circus seal needs one ball. **Draw** a ball for each seal.



© Carson-Dellosa • CD-704553

Name _____

More

Directions: Circle the group in each box that has **more**.

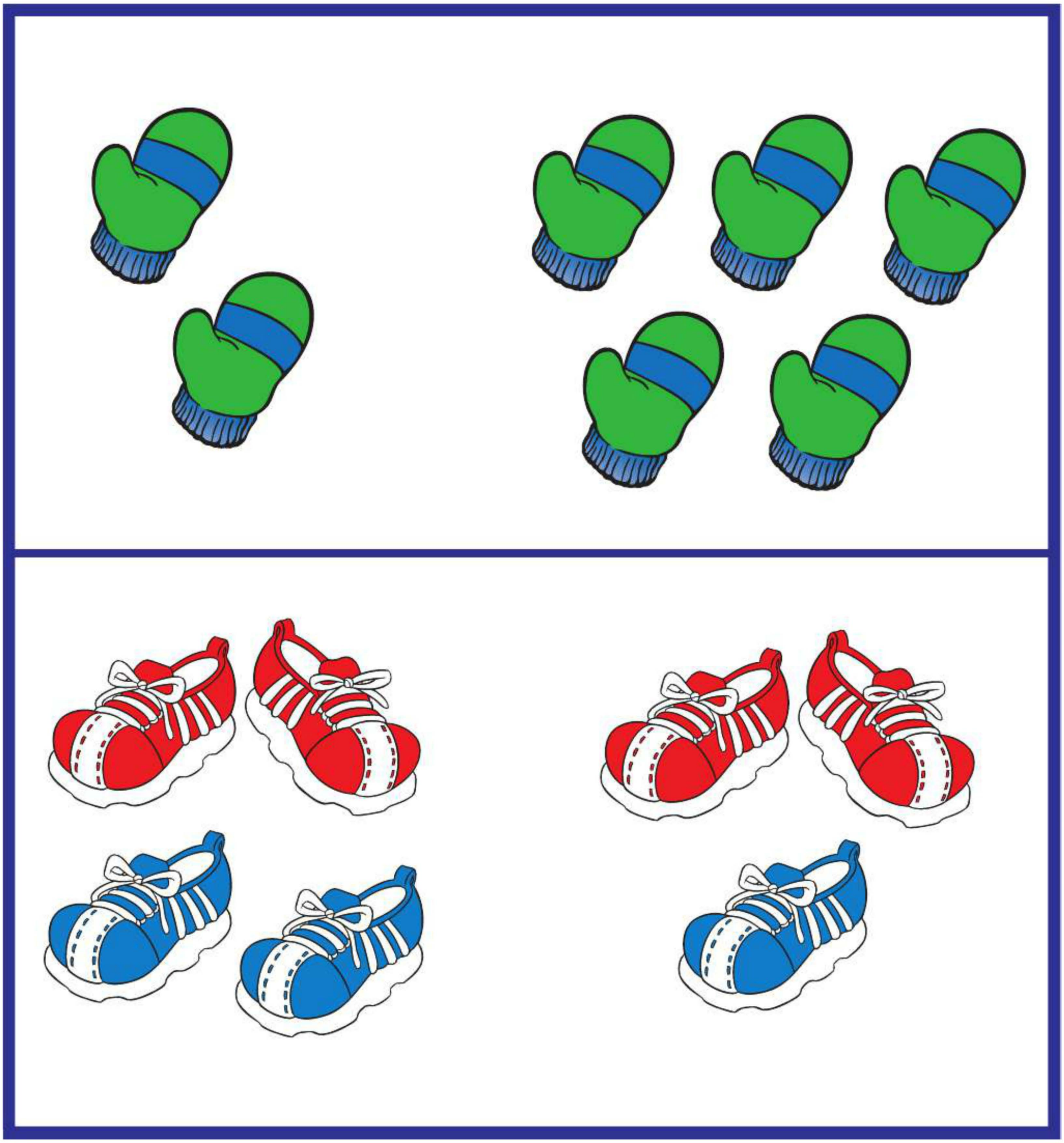

© Carson-Dellosa • CD-704553

More

Directions: Circle the group in each box that has **more**.









© Carson-Dellosa • CD-704553

Name _____

Fewer

Directions: Circle the group in each box that has **fewer**.



© Carson-Dellosa • CD-704553

Name _____

Fewer

Directions: Count the cars on the top road.

On the bottom road, **draw** **fewer** cars than on the top road.



© Carson-Dellosa • CD-704553

Name _____

Shape Patterns

Directions: Draw and **color** the shape that comes next in each pattern.

_____

_____



_____

© Carson-Dellosa • CD-704553

Name _____

Shape Patterns

Directions: Draw and **color** the shape that comes next in each pattern.



_____



_____



_____

© Carson-Dellosa • CD-704553

Name _____

Perfect Patterns

Directions: Use a **crayon** or a **pencil** to make a copy of this pattern.



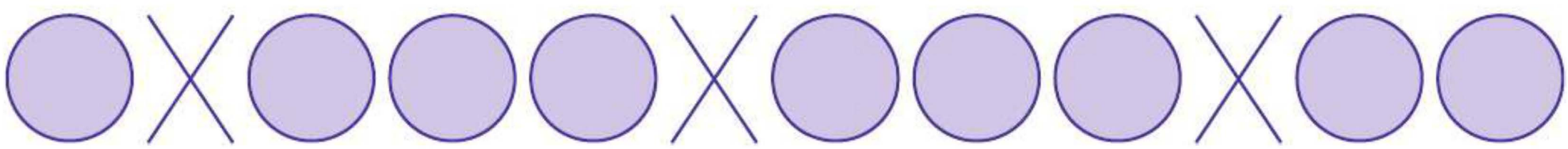

Directions: Copy the pattern above backwards.

Directions: Now design a pattern of your own!

Directions: Copy your pattern backwards.

© Carson-Dellosa • CD-704553

Perfect Patterns

Directions: Use a **crayon** or a **pencil** to make a copy of this pattern.





Directions: Copy the pattern above backwards.

Directions: Now design a pattern of your own!

Directions: Copy your pattern backwards.

© Carson-Dellosa • CD-704553

Name _____

Number Patterns

Directions: **Copy** the number pattern in each row.

1 5 1 5 1 5

2 9 2 9 2 9

8 8 4 8 8 4

© Carson-Dellosa • CD-704553

Number Patterns

Directions: Look at each pattern on the left. **Copy** this pattern on the right.

4 2 4 5 3 5	____ ____ ____ ____ ____ ____
6 3 3 6 2 1 1 2	____ ____ ____ ____ ____ ____ ____ ____
8 2 8 9 0 9	____ ____ ____ ____ ____ ____

© Carson-Dellosa • CD-704553

Name _____

Monster Go-Carts

Directions: Complete the pattern on the go-cart below.



© Carson-Dellosa • CD-704553

Monster Go-Carts

Directions: Complete the pattern on the go-cart below.



Which pattern do you like best?

Directions: Color the go-cart.

© Carson-Dellosa • CD-704553

Name _____

Above

Directions: Look at the picture. The sun is **above** the bird.

Circle the pictures **above** the bird.



© Carson-Dellosa • CD-704553

Below

Directions: Look at the picture. The car is **below** the bird.

Draw an **X** on the pictures **below** the bird.



© Carson-Dellosa • CD-704553

Name _____

Above and Below

Directions: Circle the picture that is **above** the others.

Draw an **X** on the picture that is **below** the others.



© Carson-Dellosa • CD-704553

Name _____

Above and Below

Directions: Color the pictures **above** the clouds first. Then, **color** the pictures **below** the clouds.



© Carson-Dellosa • CD-704553

Name _____

Beside

Directions: Look at the glass below. **Draw** another glass **beside** it.

© Carson-Dellosa • CD-704553

Name _____

Beside

Directions: Look at the girl's kite. **Draw** another kite **beside** it.

© Carson-Dellosa • CD-704553

Name _____

Between

Directions: Trace and **color** the cat that is **between** the other cats.



Directions: Color the mouse that is **between** the other mice.

© Carson-Dellosa • CD-704553

Between

Directions: Color each shape that is **between** the other shapes.

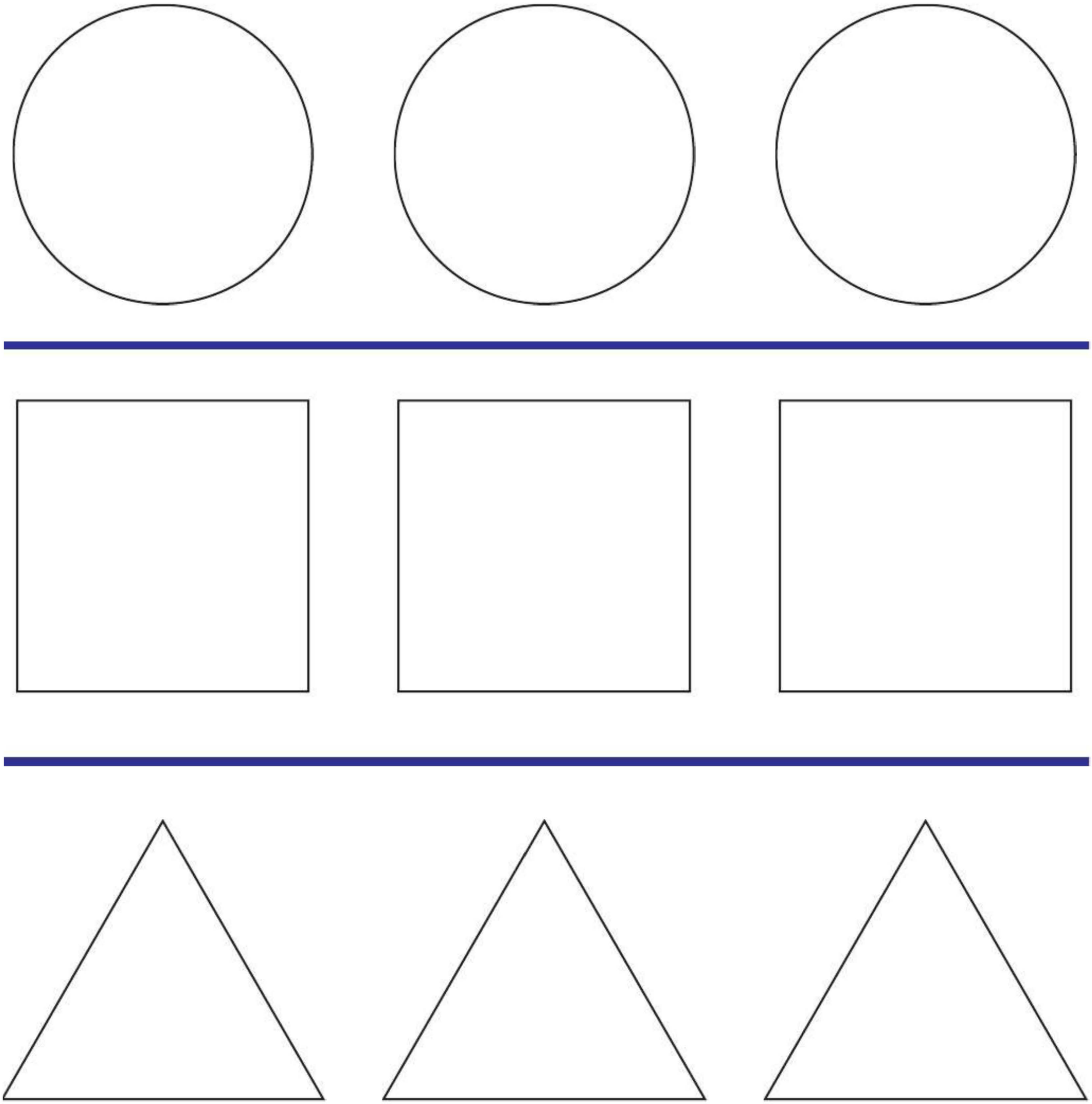

© Carson-Dellosa • CD-704553

Name _____

Opposites

Directions: Look at the picture. **Trace** the word.

in

© Carson-Dellosa • CD-704553

Opposites

Directions: Look at the picture. **Trace** the word.

© Carson-Dellosa • CD-704553

Name _____

Opposites

Directions: Look at the picture. **Trace** the word.

© Carson-Dellosa • CD-704553

Opposites

Directions: Look at the picture. **Trace** the word.

© Carson-Dellosa • CD-704553

Name _____

Left and Right

Directions: Color the pictures on the **left blue**. **Color** the pictures on the **right red**.

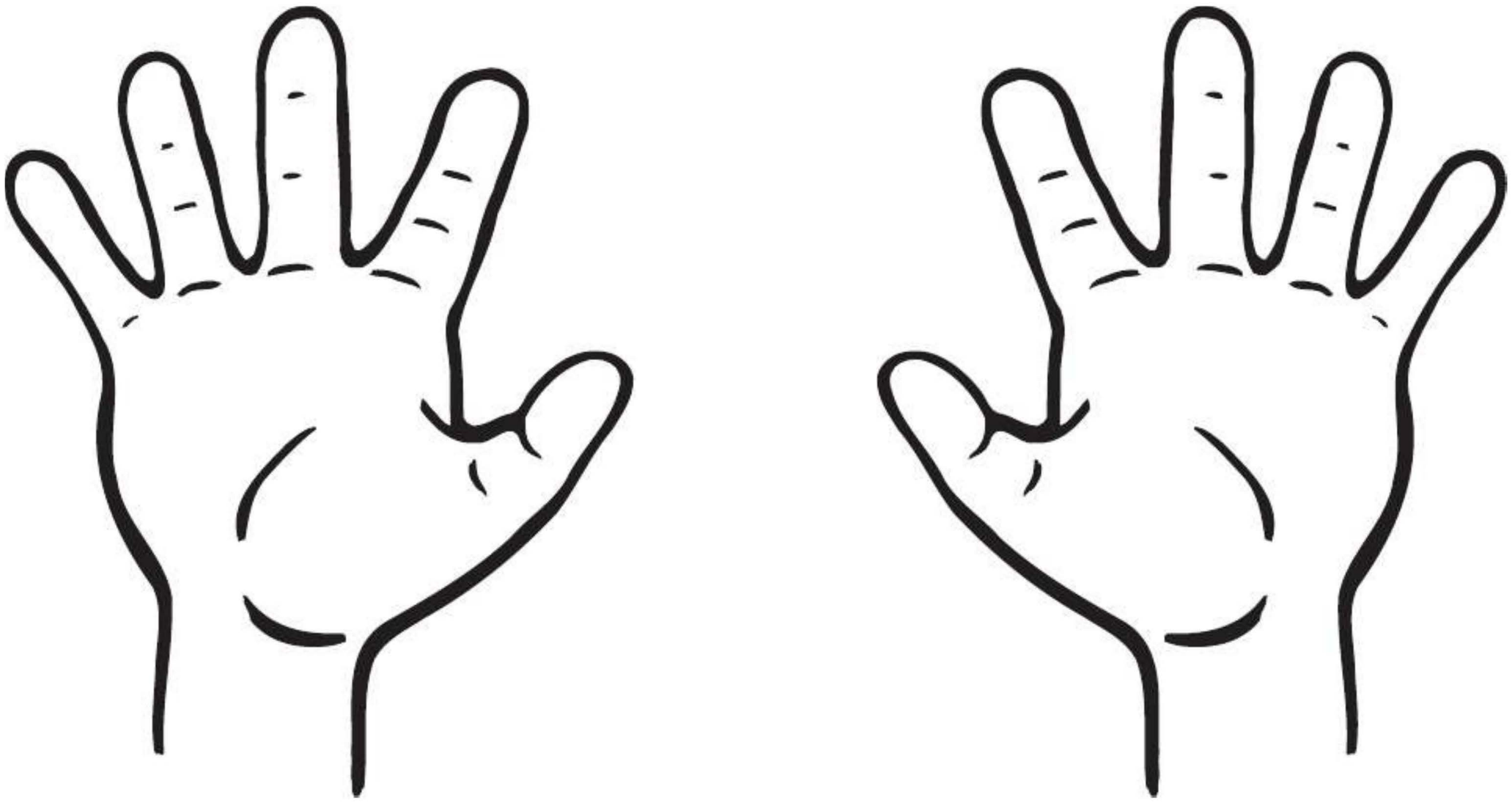

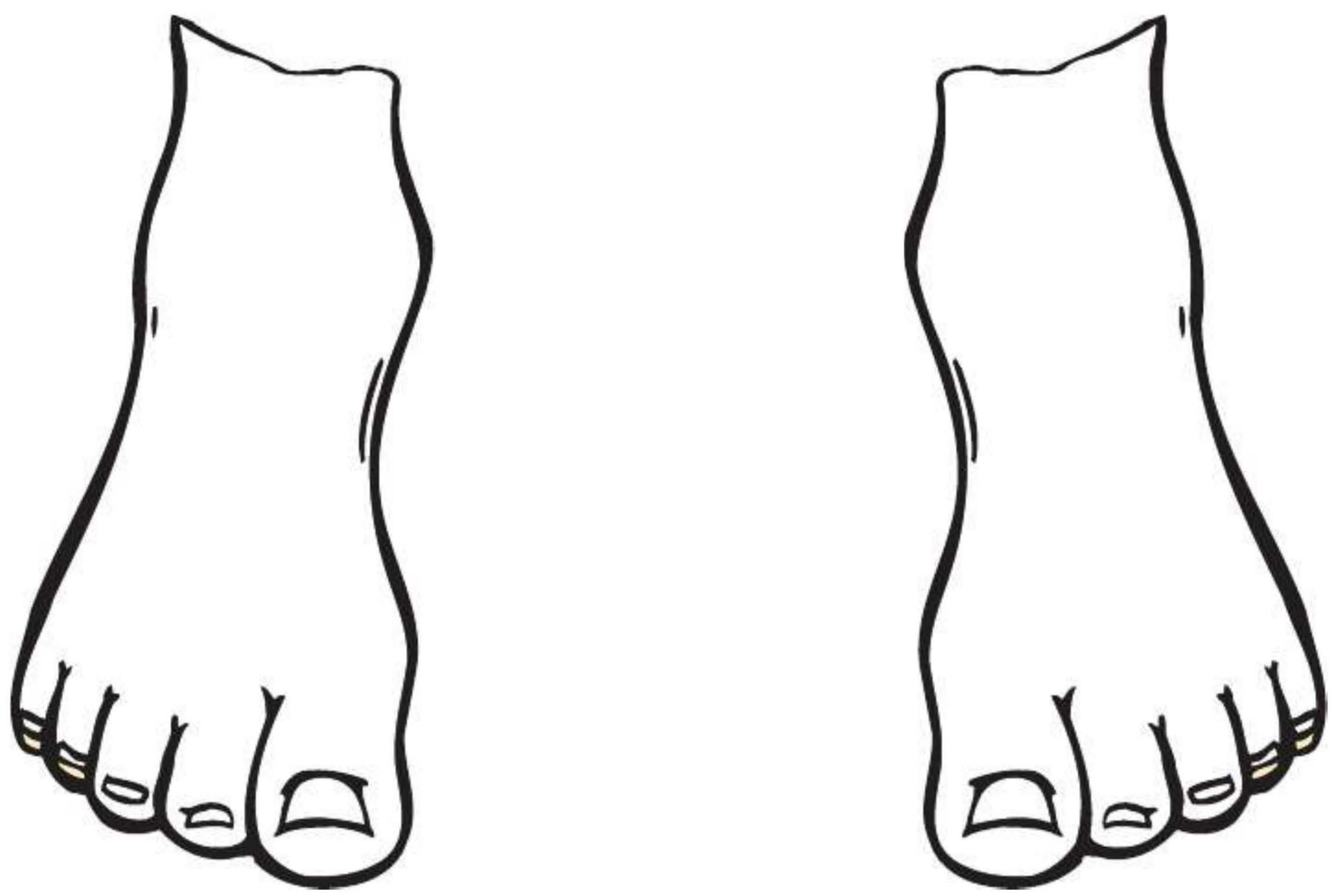

© Carson-Dellosa • CD-704553

Left and Right

Directions: Color the pictures on the **left green**. **Color** the pictures on the **right orange**.

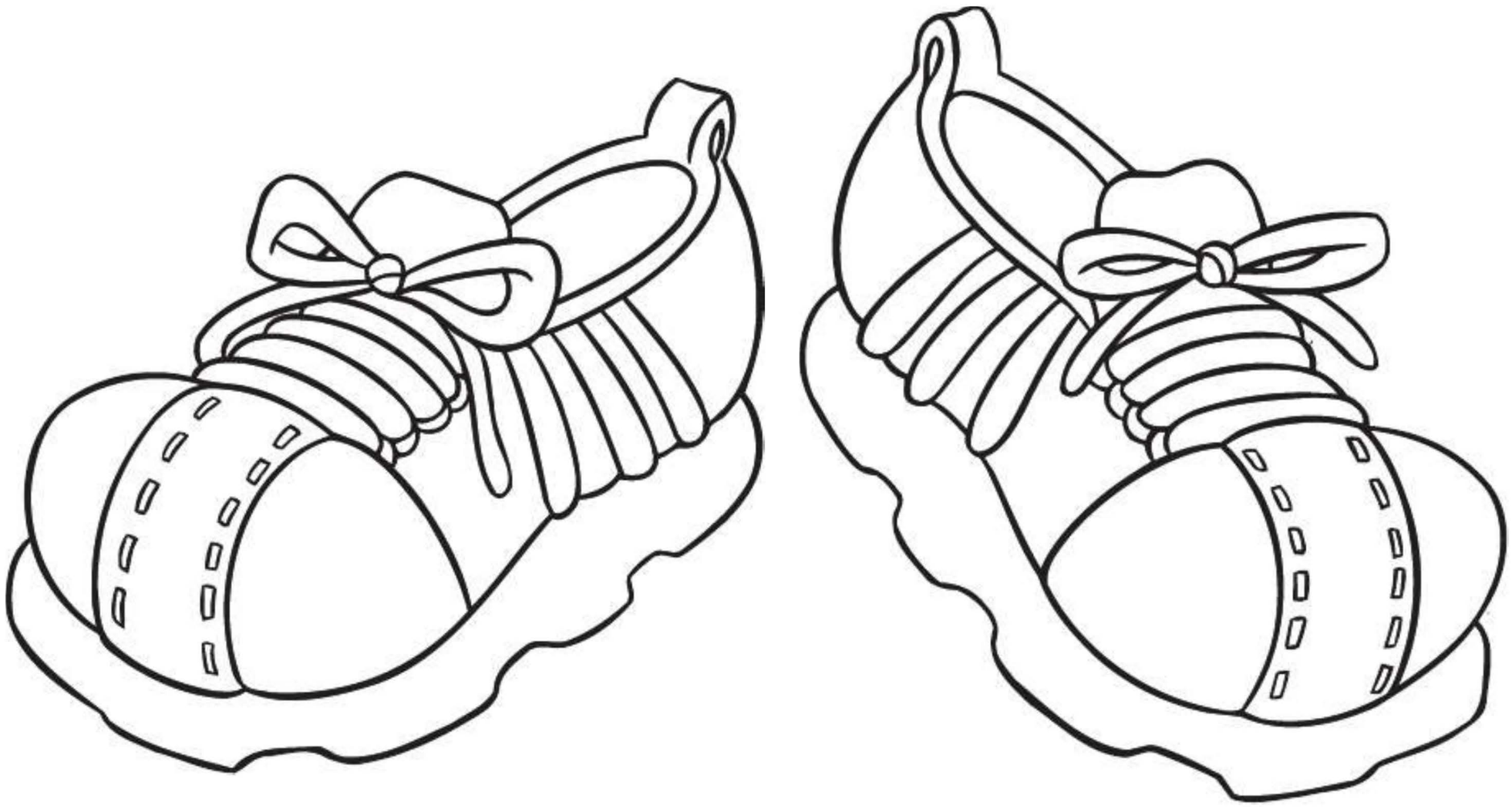

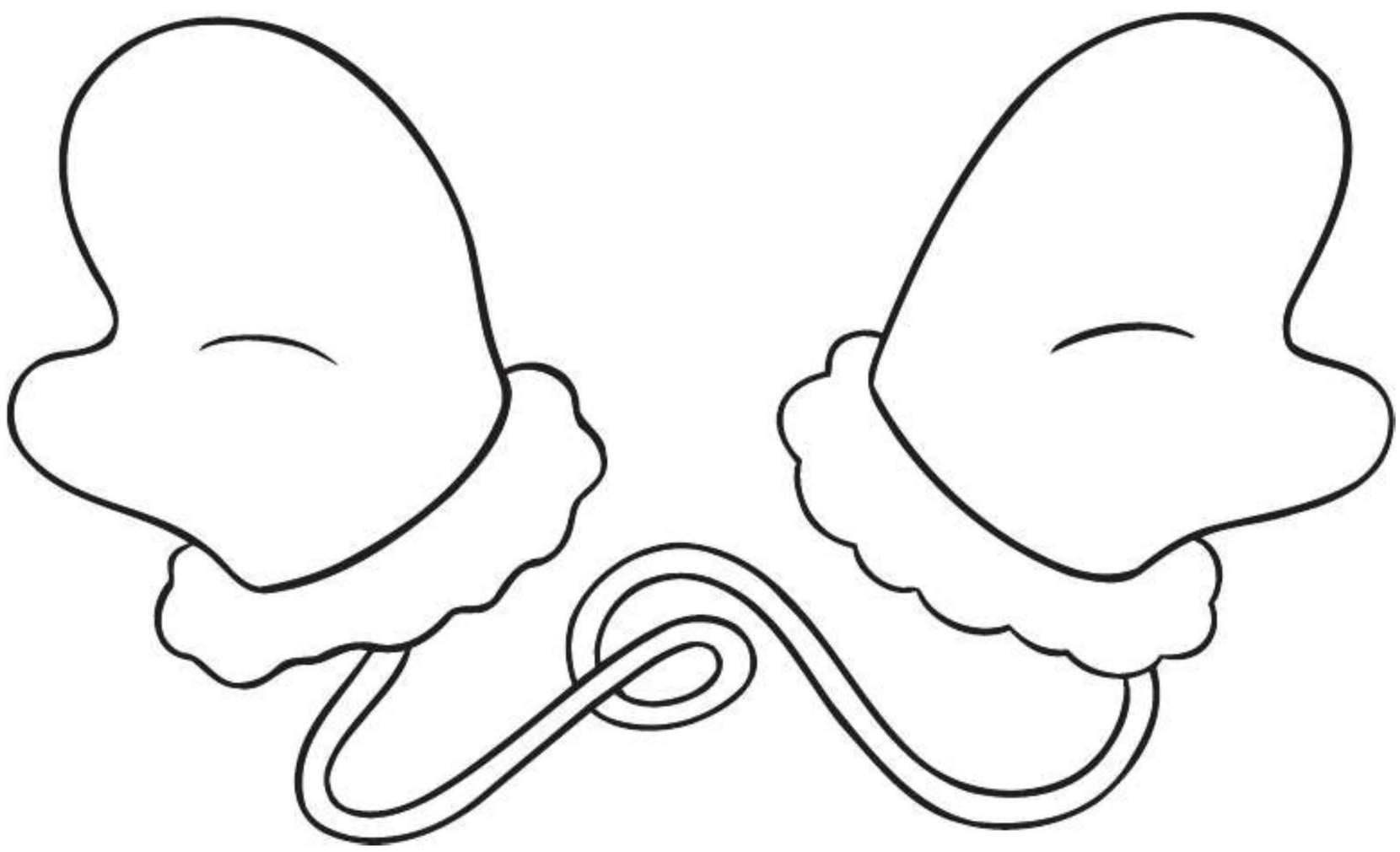

© Carson-Dellosa • CD-704553

Name _____

Opposites

Directions: Look at the picture. **Trace** the word.

© Carson-Dellosa • CD-704553

Opposites

Directions: Look at the picture. **Trace** the word.



© Carson-Dellosa • CD-704553

Name _____

Full and Empty

Directions: Circle the **full** container. **Draw** an **X** on the **empty** container.



© Carson-Dellosa • CD-704553

Name _____

Full and Empty

Directions: Circle the **full** container. **Draw** an **X** on the **empty** container.



© Carson-Dellosa • CD-704553

Name _____

Big

Directions: Look at the pictures in each box. **Circle** the pictures that are **big**.



© Carson-Dellosa • CD-704553

Name _____

Small

Directions: Look at the pictures in each box. **Circle** the pictures that are **small**.



© Carson-Dellosa • CD-704553

Name _____

Long

Directions: Circle the thing in each box that is **long**.

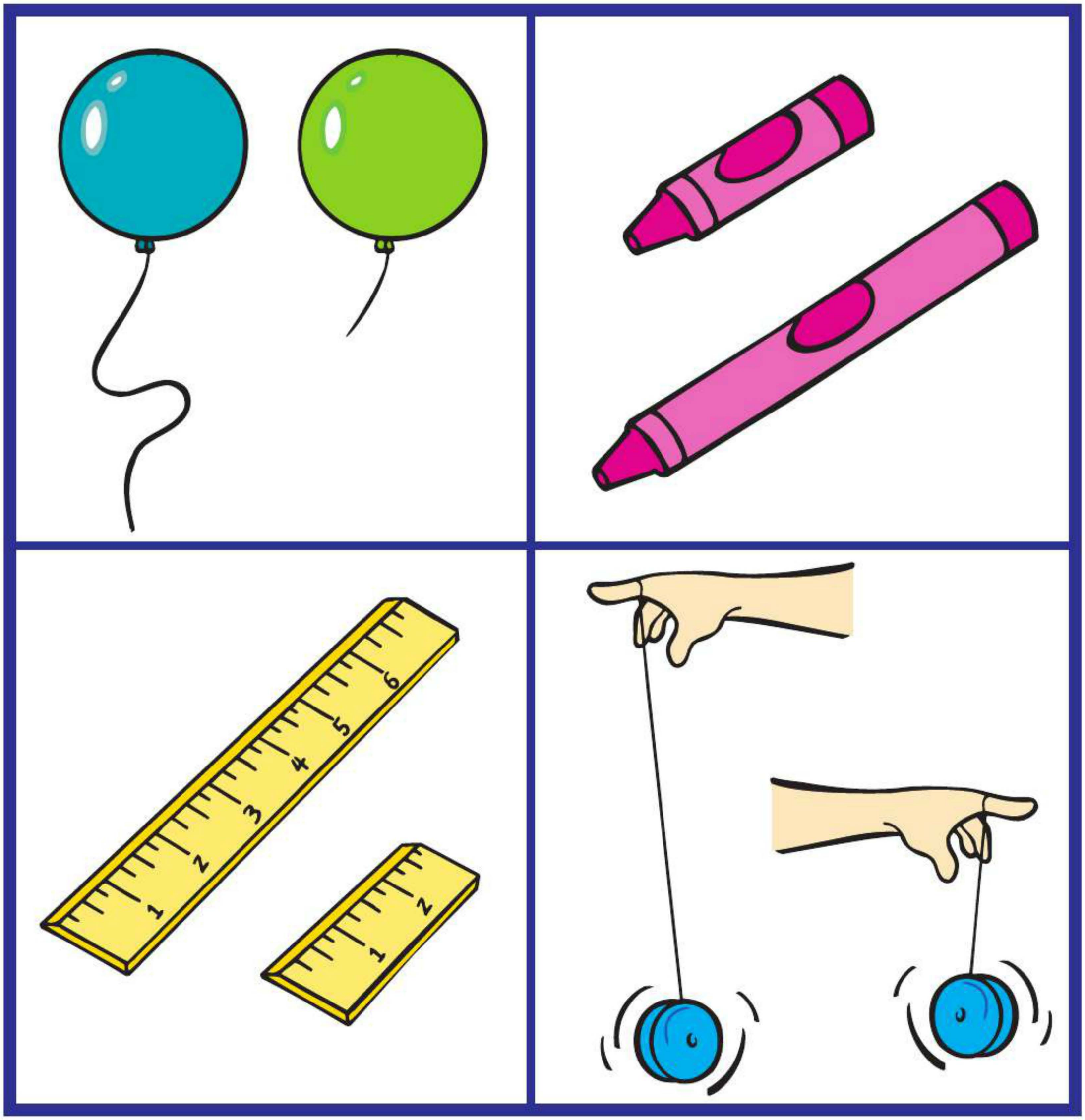

© Carson-Dellosa • CD-704553

Name _____

Short

Directions: Circle the thing in each box that is **short**.



© Carson-Dellosa • CD-704553

Name _____

Short

Directions: Circle the thing in each box that is **short**.



© Carson-Dellosa • CD-704553

Name _____

Tall

Directions: Circle the thing in each box that is **tall**.



© Carson-Dellosa • CD-704553

Name _____

Different

Directions: Draw an **X** on the shapes in each row that are **different** from the first shape.

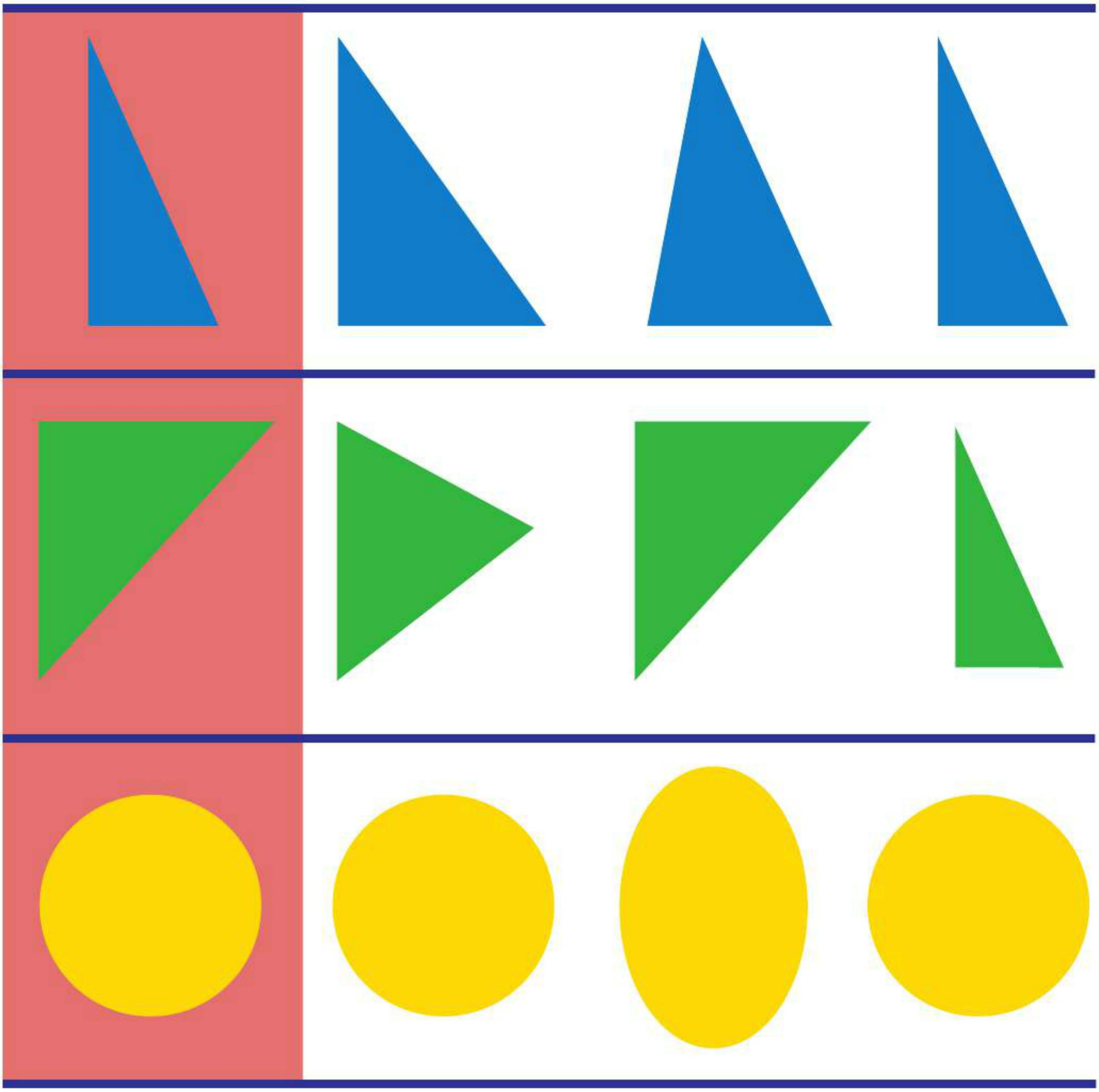

© Carson-Dellosa • CD-704553