BRIGHTER CHILD®

YOUR TOTAL SOLUTION FOR MATH

GRADE 1

Practice Activities for Math Success!

SUPPORTS • SUPPORTS • SUPPORTS • SUPPORTS • SUPPORTS • SUPPORTS

Common Core State Standards

- Addition and Subtraction
- Place Value
- Patterns and Shapes
- Graphing
- Practice for Standardized Tests



YOUR TOTAL SOLUTION FOR MATH

GRADE 1



An imprint of Carson-Dellosa Publishing LLC
P.O. Box 35665
Greensboro, NC 27425 USA

Table of Contents

Patterns 4
Classifying 12
Number Recognition and Counting. 16
Ordinal Numbers 46
Comparing Numbers 51
Addition 57
Subtraction 88
Addition and Subtraction 118
Place Value 134
Counting by Fives and Tens. 142
Shapes 148
Fractions 162
Time. 174
Money 182
Measurement 198
Graphing 206
Test Practice 212
Answer Key 222

© Carson-Dellosa • CD-704554

Name _____

Patterns: Shapes

Directions: Draw a line from the box on the left to the box on the right with the same shape and color pattern.



© Carson-Dellosa • CD-704554

Patterns: Shapes

Directions: Draw a line from the box on the left to the box on the right with the same shape and color pattern.



© Carson-Dellosa • CD-704554

Name _____

Patterns

Directions: Draw what comes next in each pattern.

Example:

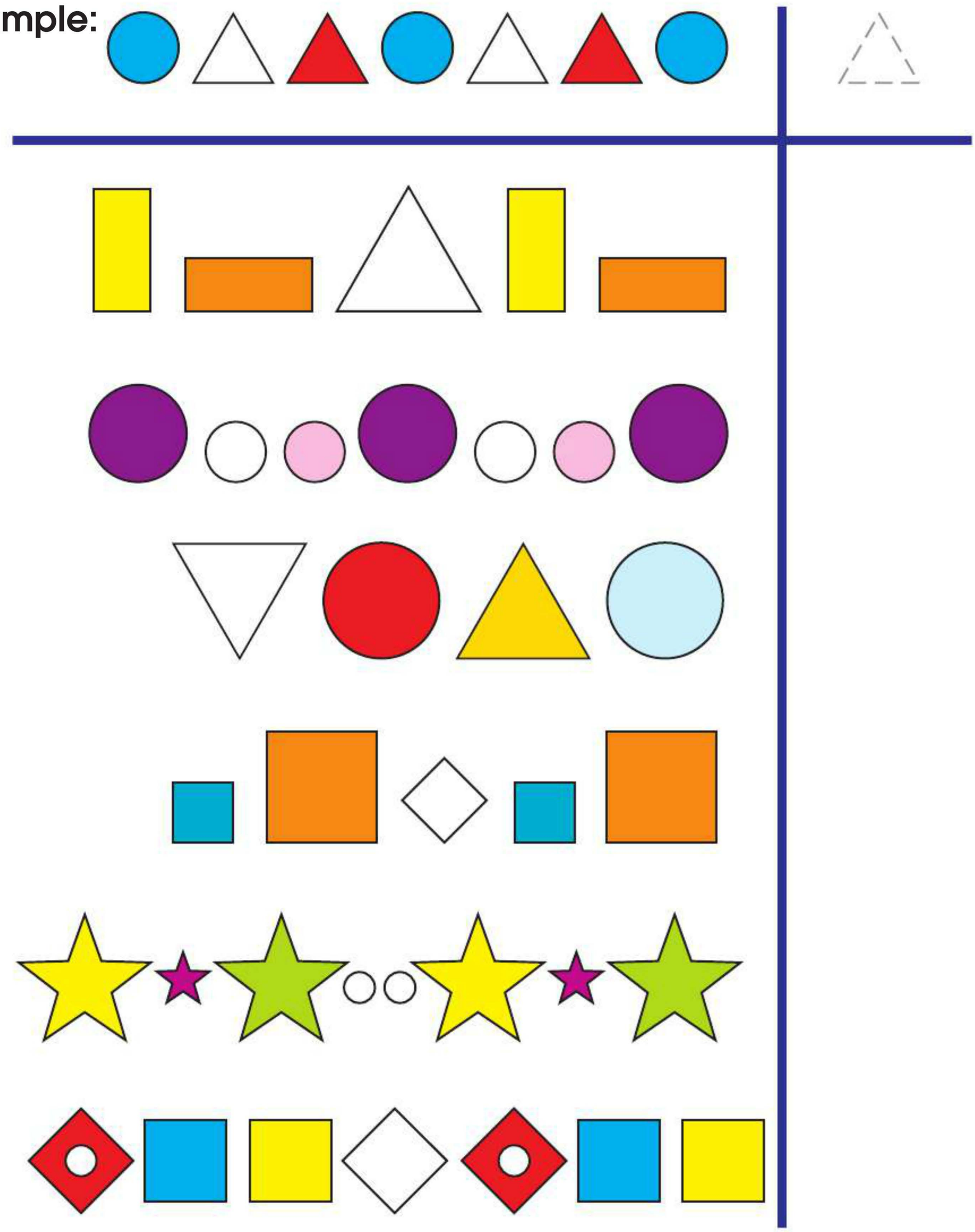

© Carson-Dellosa • CD-704554

Name _____

Confection Perfection

Directions: Color the pictures of the candy. Cut out the candy at the bottom of the page. Glue the pictures to continue the pattern in each row.

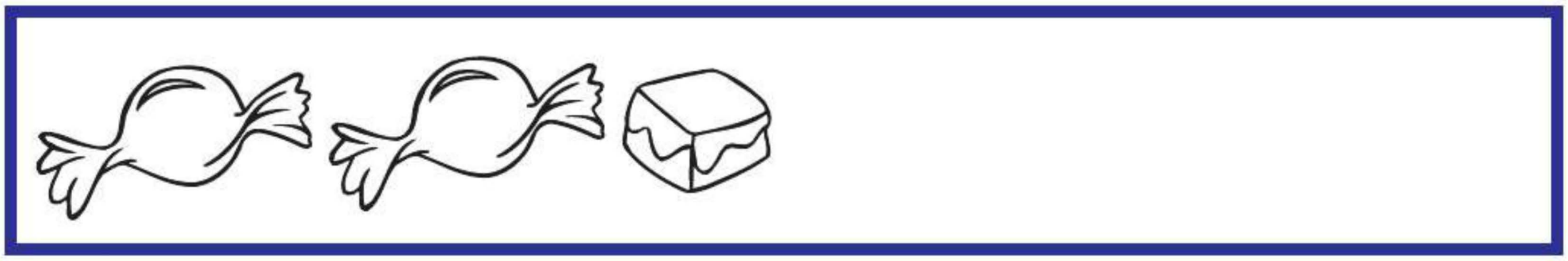



© Carson-Dellosa • CD-704554

Roaring Roller-Coaster Rides

Directions: Color the roller-coaster cars. Cut out the cars at the bottom of the page. Glue them to continue the pattern on each track.





© Carson-Dellosa • CD-704554

Name _____

Stringing Along

Directions: Complete each pattern below. Color the big hearts red and the little hearts pink.



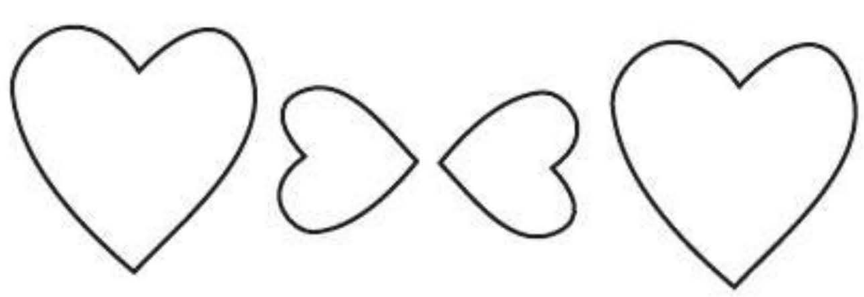



© Carson-Dellosa • CD-704554

Name _____

Classifying: Shapes

Mary and Rudy are taking a trip into space. Help them find the stars, moons, circles, and rhombuses.

Directions: Color the shapes.

Use **yellow** for ☆s. Use **blue** for ☾s.
Use **red** for ○s. Use **purple** for ◇s.



How many stars? _____ How many moons? _____

How many circles? _____ How many rhombuses? _____

© Carson-Dellosa • CD-704554

Classifying: Shapes

Directions: Look at the shapes. Answer the questions.

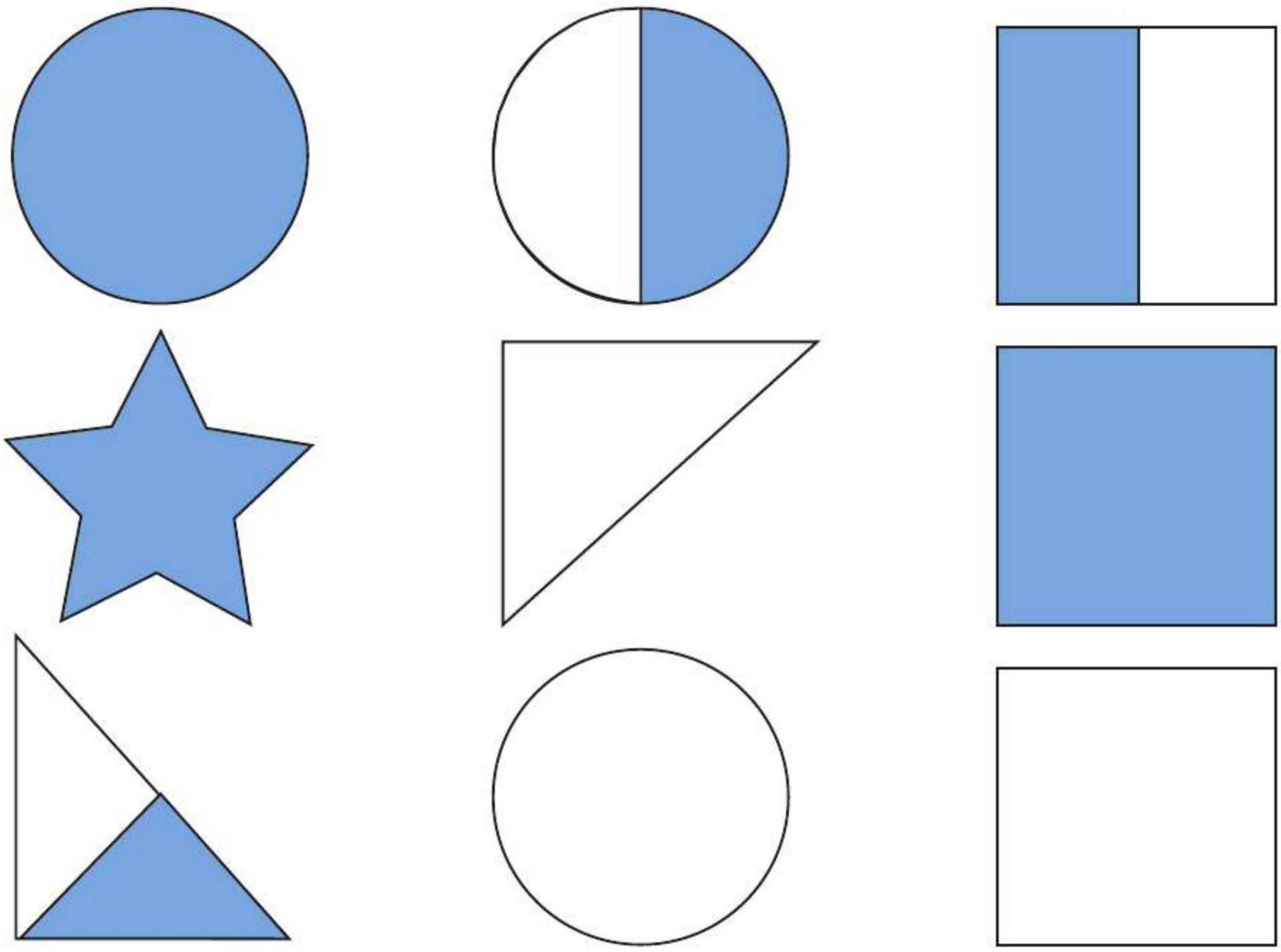

1. How many all-white shapes? _____
2. How many all-blue shapes? _____
3. How many half-white shapes? _____
4. How many all-blue stars? _____
5. How many all-white circles? _____
6. How many half-blue shapes? _____

© Carson-Dellosa • CD-704554

Name _____

What Belongs?

Directions: Look at the things in each circle. Draw an **X** on the thing that does **not** belong. Write a name for each group below the circle.

_____

_____



_____

_____

© Carson-Dellosa • CD-704554

Name _____

Food Fun

Directions: Read the name of each food in the box. Write the words where they belong.

carrots cherries chicken cheese fish ham
cake lettuce bagel oranges pears rolls
beans milk toast pie yogurt candy bar



© Carson-Dellosa • CD-704554

Name _____

Number Recognition 1, 2, 3, 4, 5

Directions: Use the color codes to color the parrot.

Color: 1 = red, 2 = blue, 3 = yellow, 4 = green, 5 = orange

© Carson-Dellosa • CD-704554

Number Recognition 6, 7, 8, 9, 10

Directions: Use the color codes to color the carousel horse.
Color: 6 = purple, 7 = yellow, 8 = black, 9 = pink, 10 = brown



© Carson-Dellosa • CD-704554

Name _____

Numbers 0 to 3



zero 0 | one 1 | two 2 | three 3

Directions: Circle the correct number.

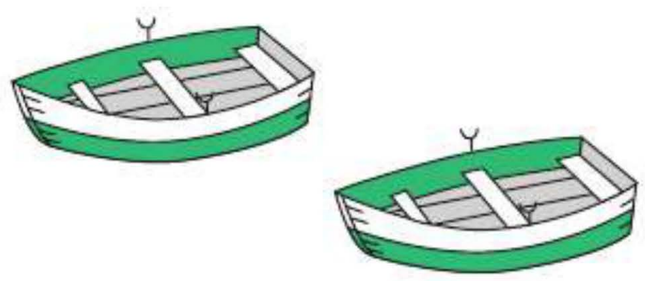

0 1 (2) 3

0 1 2 3



0 1 2 3



0 1 2 3

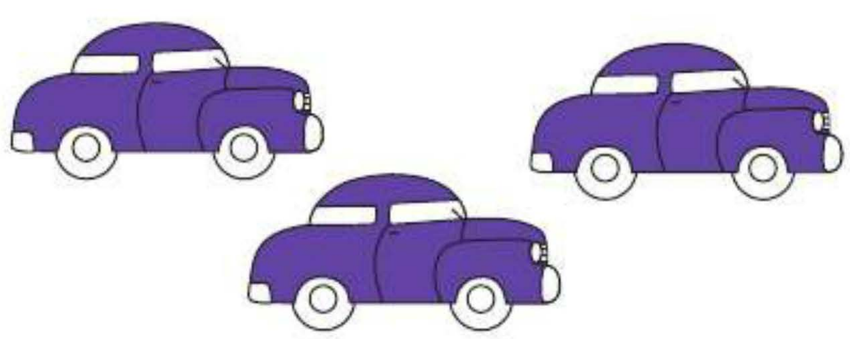

0 1 2 3

0 1 2 3

© Carson-Dellosa • CD-704554

Numbers 4 to 7

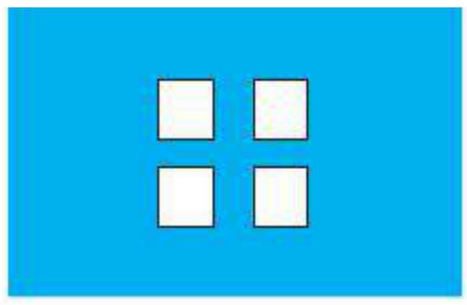

four
4

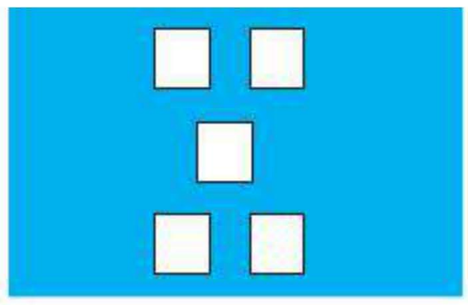

five
5

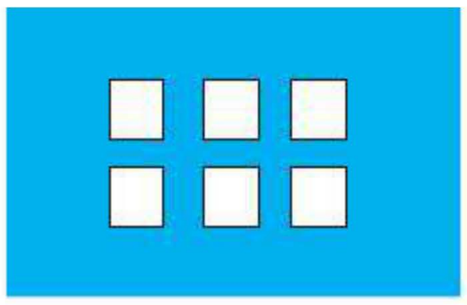

six
6

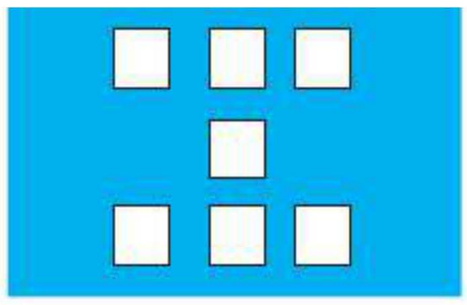

seven
7

Directions: Circle the correct number.



4 5 6 7

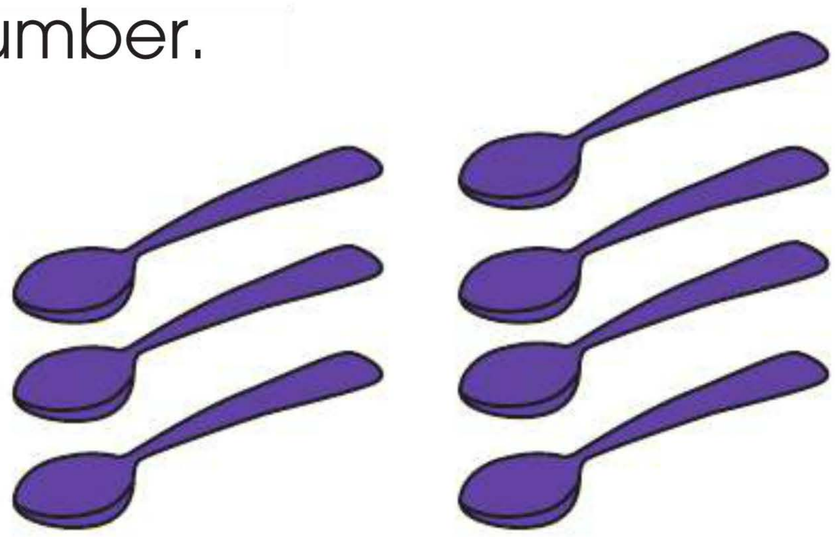

4 5 6 7



4 5 6 7

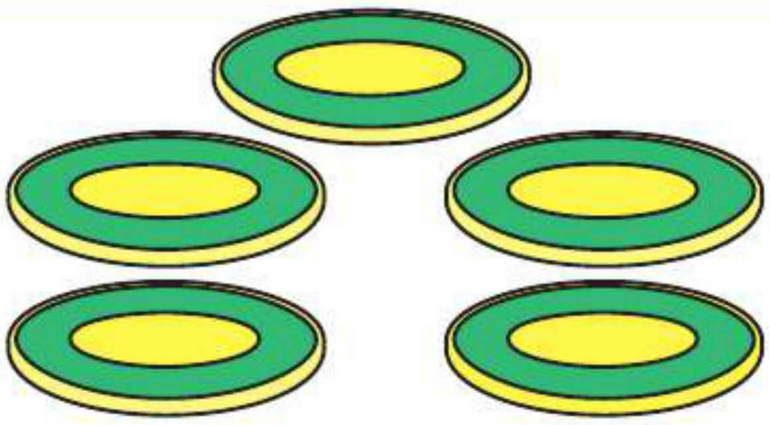

4 5 6 7



4 5 6 7

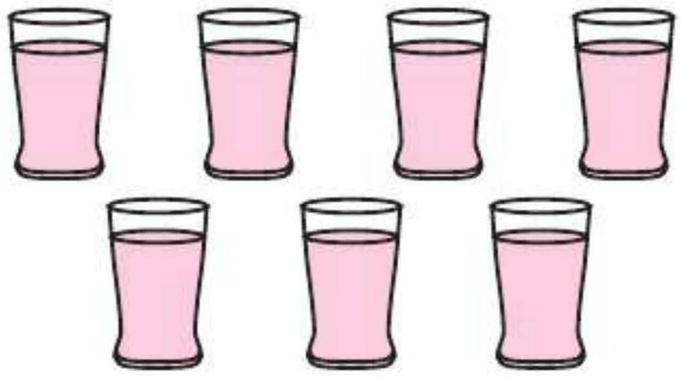

4 5 6 7

© Carson-Dellosa • CD-704554

Name _____

Numbers 8 to 10

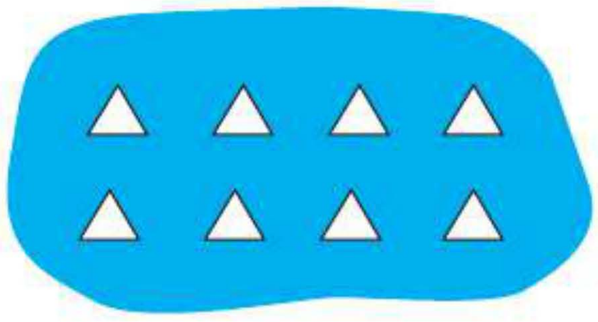

eight
8



nine
9



ten
10

Directions: Circle the correct number.



8 9 10

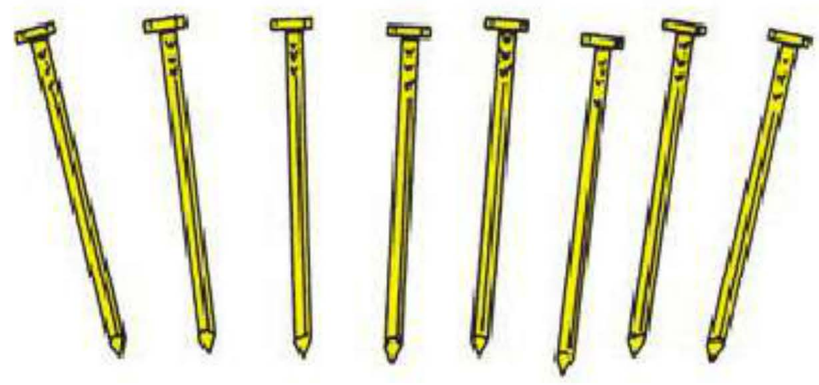

8 9 10

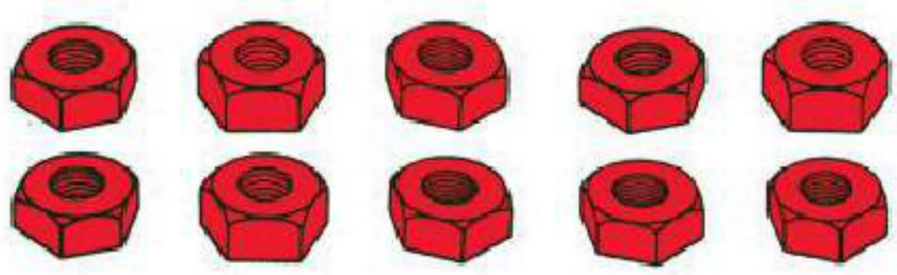

8 9 10

8 9 10



8 9 10



8 9 10

© Carson-Dellosa • CD-704554

Numbers 0 to 10

Directions: Read each number. Color that many squares.

0										
1										
2										
3										
4										
5										
6										
7										
8										
9										
10										

© Carson-Dellosa • CD-704554

Name _____

Numbers 0 through 10

Directions: Write how many.

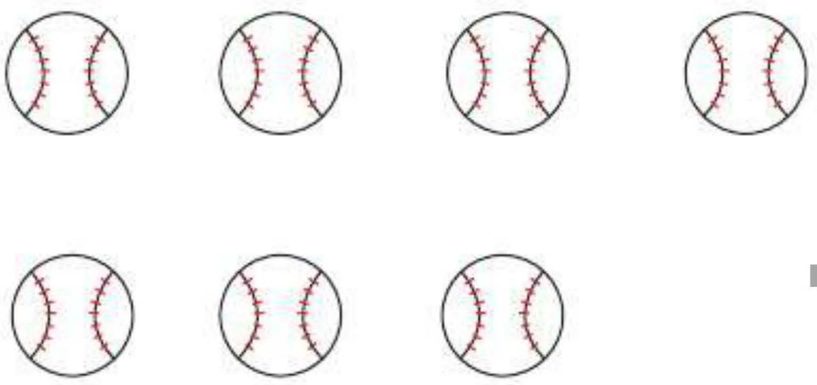

7

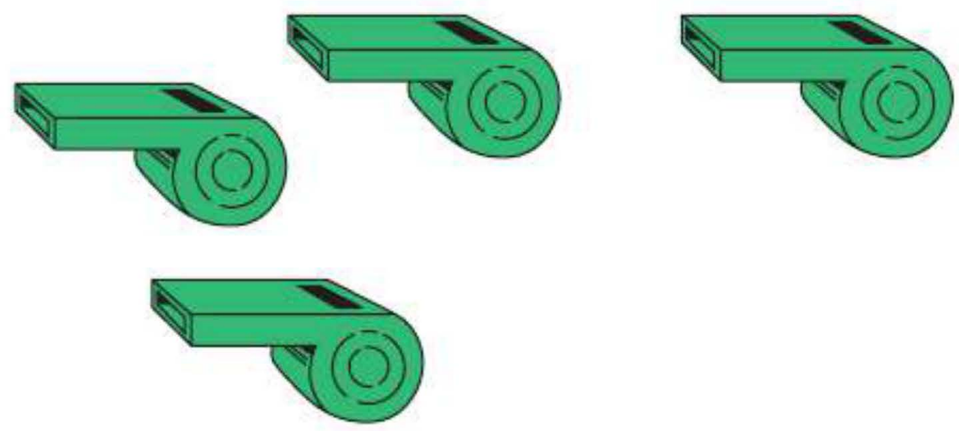

_____



_____



_____

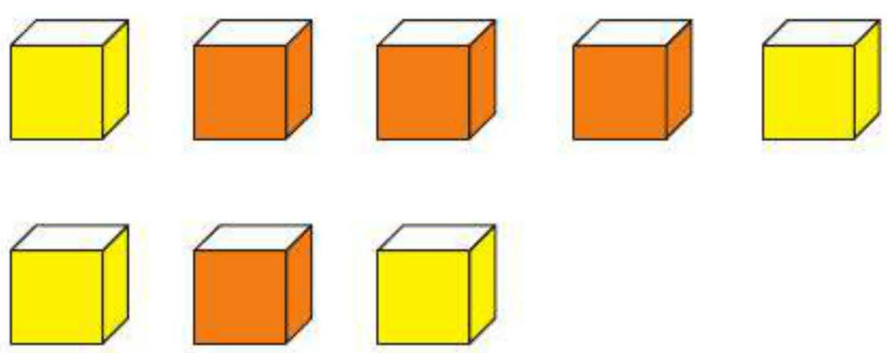

_____

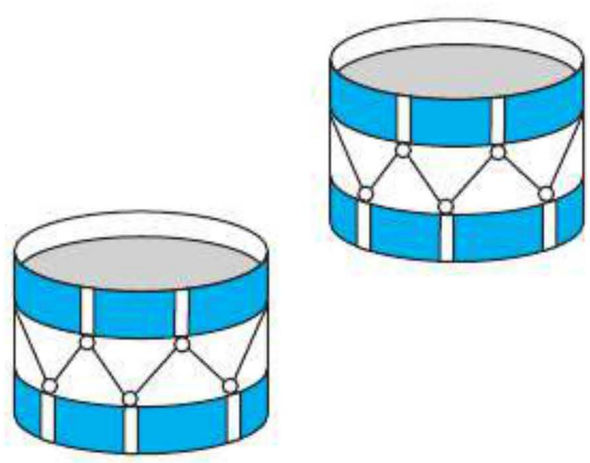

_____

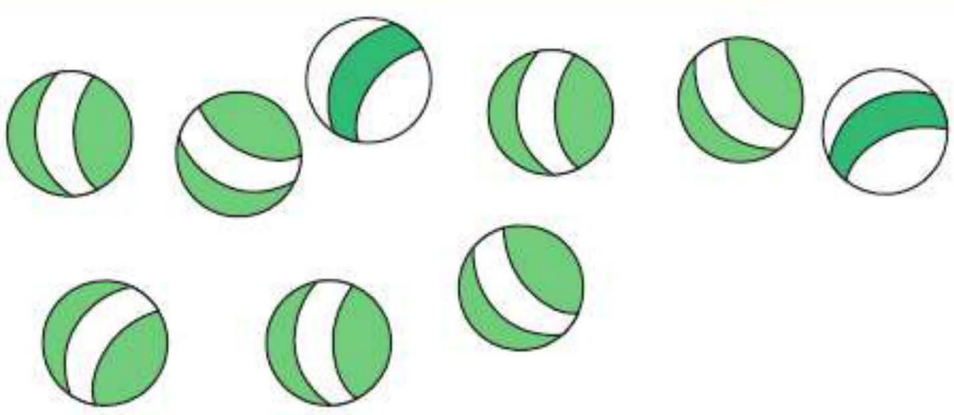

_____

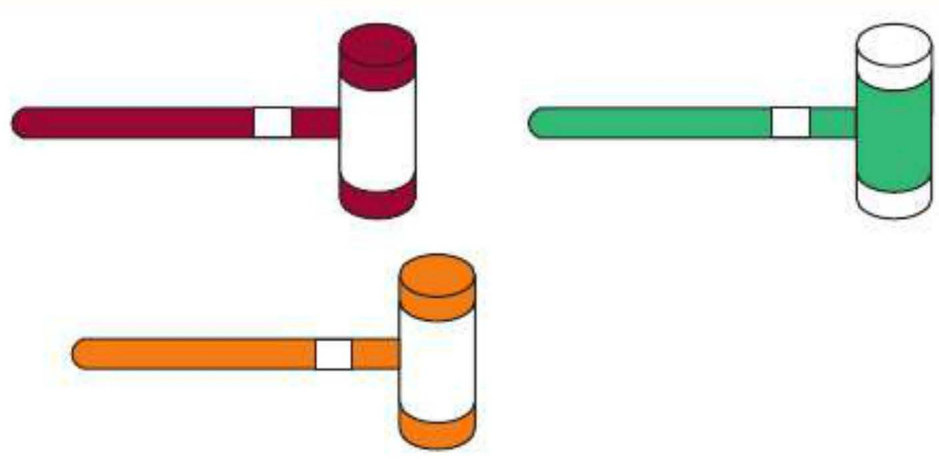

_____

© Carson-Dellosa • CD-704554

Number Recognition

Directions: Cut out the pieces. Mix them up and match the numbers with the pictures.

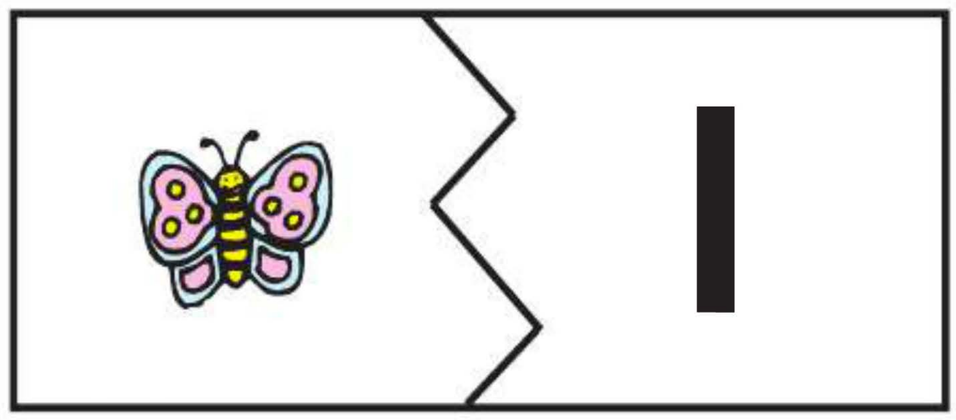

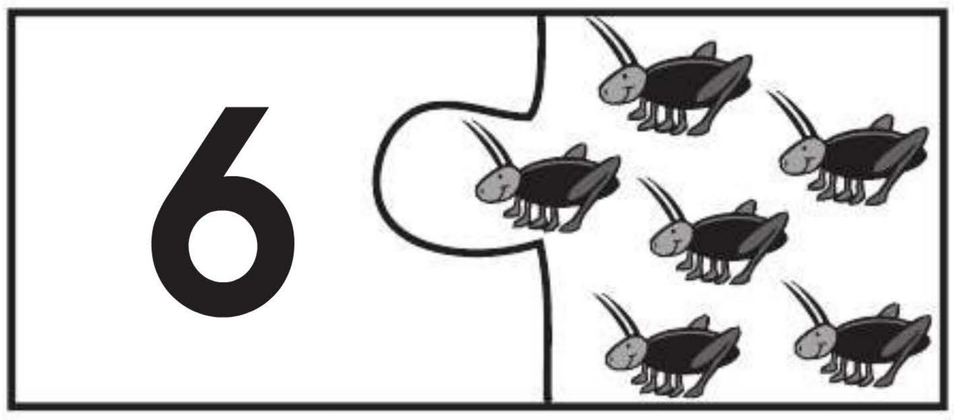

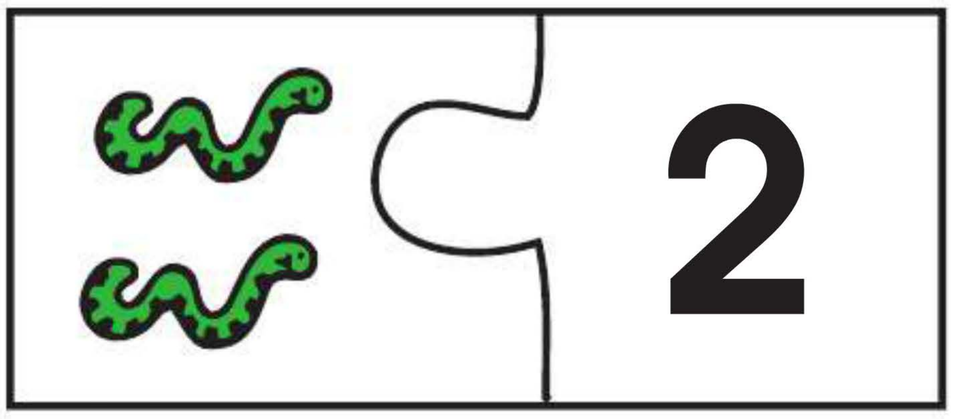



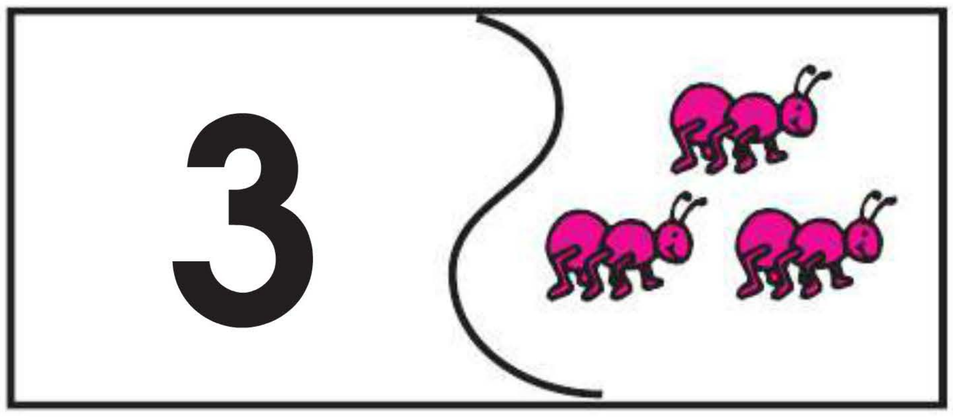





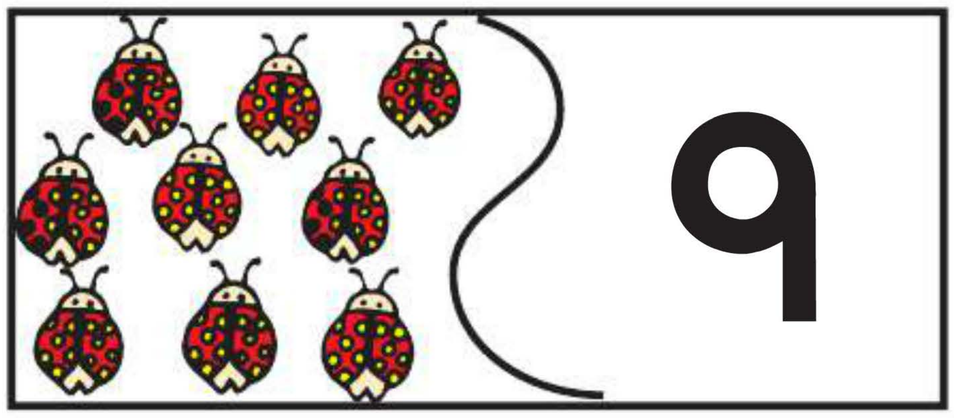



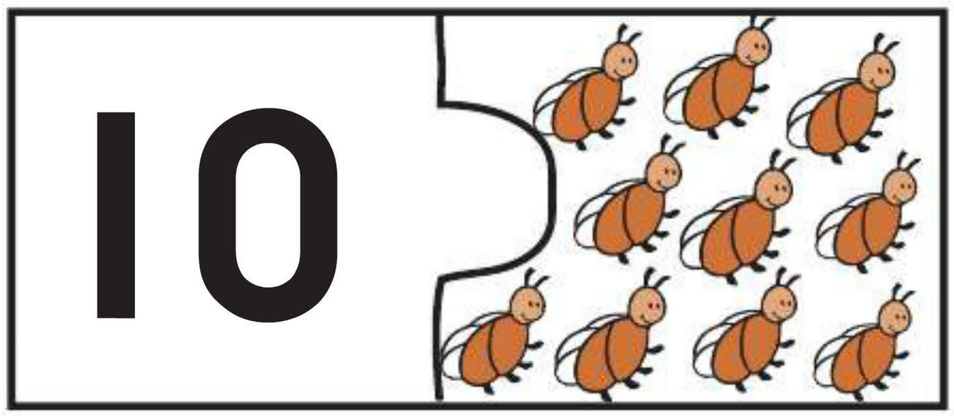

© Carson-Dellosa • CD-704554

Number Recognition

Directions: Count the number of objects in each group. Draw a line to the correct number.

1

2

3

4

5

6

7

8

9

10



© Carson-Dellosa • CD-704554

Name _____

Number Words

Directions: Number the buildings from one to six.



Directions: Draw a line from the word to the number.

two	1
five	3
six	5
four	6
one	2
three	4

© Carson-Dellosa • CD-704554

Number Words

Directions: Number the buildings from five to ten.

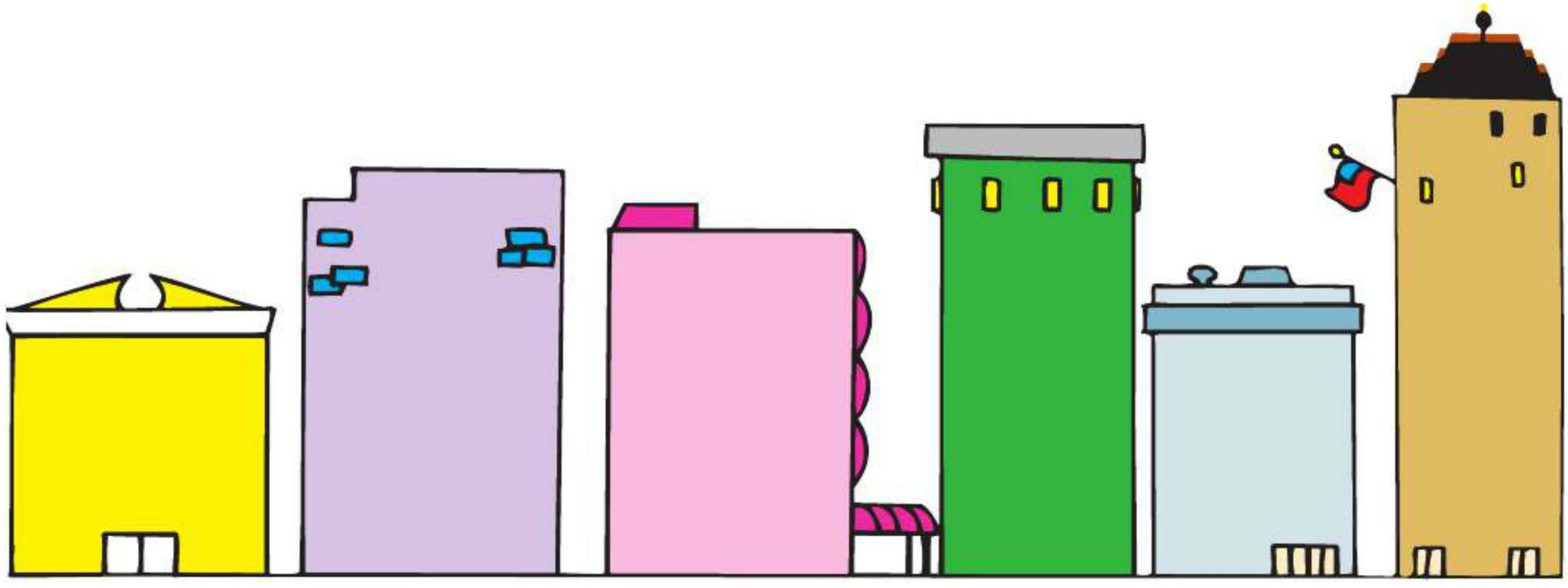

Directions: Draw a line from the word to the number.

nine	8
seven	10
five	7
eight	5
six	9
ten	6

© Carson-Dellosa • CD-704554

Name _____

Number Word Find

Directions: Find the number words **0** to **12** hidden in the box.

t	e	a	z	w	z	x	a	b	i	g	t	e	n
o	l	z	r	b	e	r	e	v	e	d	l	a	j
t	w	e	l	v	e	a	b	o	n	e	c	d	z
i	a	r	p	q	d	p	s	u	j	x	e	i	w
c	f	o	p	l	s	c	k	i	q	u	i	i	o
m	s	t	f	v	i	o	e	t	t	f	g	h	d
t	n	u	w	u	x	g	z	w	h	g	h	r	o
n	i	n	e	k	f	d	f	o	u	r	t	j	f
a	s	g	l	q	c	w	k	o	s	n	v	m	i
n	y	c	e	b	o	n	h	h	p	o	m	p	v
b	e	x	v	s	s	e	v	e	n	w	e	n	e
t	h	r	e	e	r	t	a	l	j	k	x	q	z
m	o	a	n	e	n	i	m	u	t	w	a	y	x

Words to find:

zero	four	eight	eleven
one	five	nine	twelve
two	six	ten	
three	seven		

© Carson-Dellosa • CD-704554

Number Match

Directions: Cut out the pictures and number words below. Mix them up and match them.

one		two	eight
		five	
	three	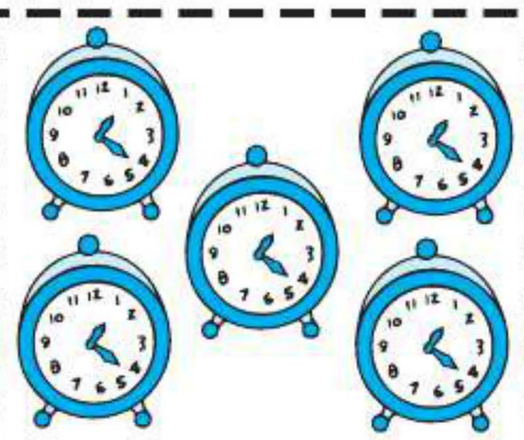	nine
four	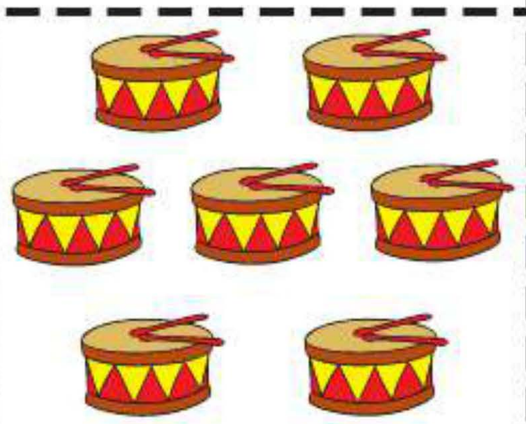	seven	
	six		ten

© Carson-Dellosa • CD-704554

Gems for Mo

Directions: Count the gems in the pile. Then, write that number on each box.



© Carson-Dellosa • CD-704554

Name _____

Tracking

Directions: Connect the feet in number order.

1 2 3 4 5 6 7 8 9 10 11 12 13 14 15

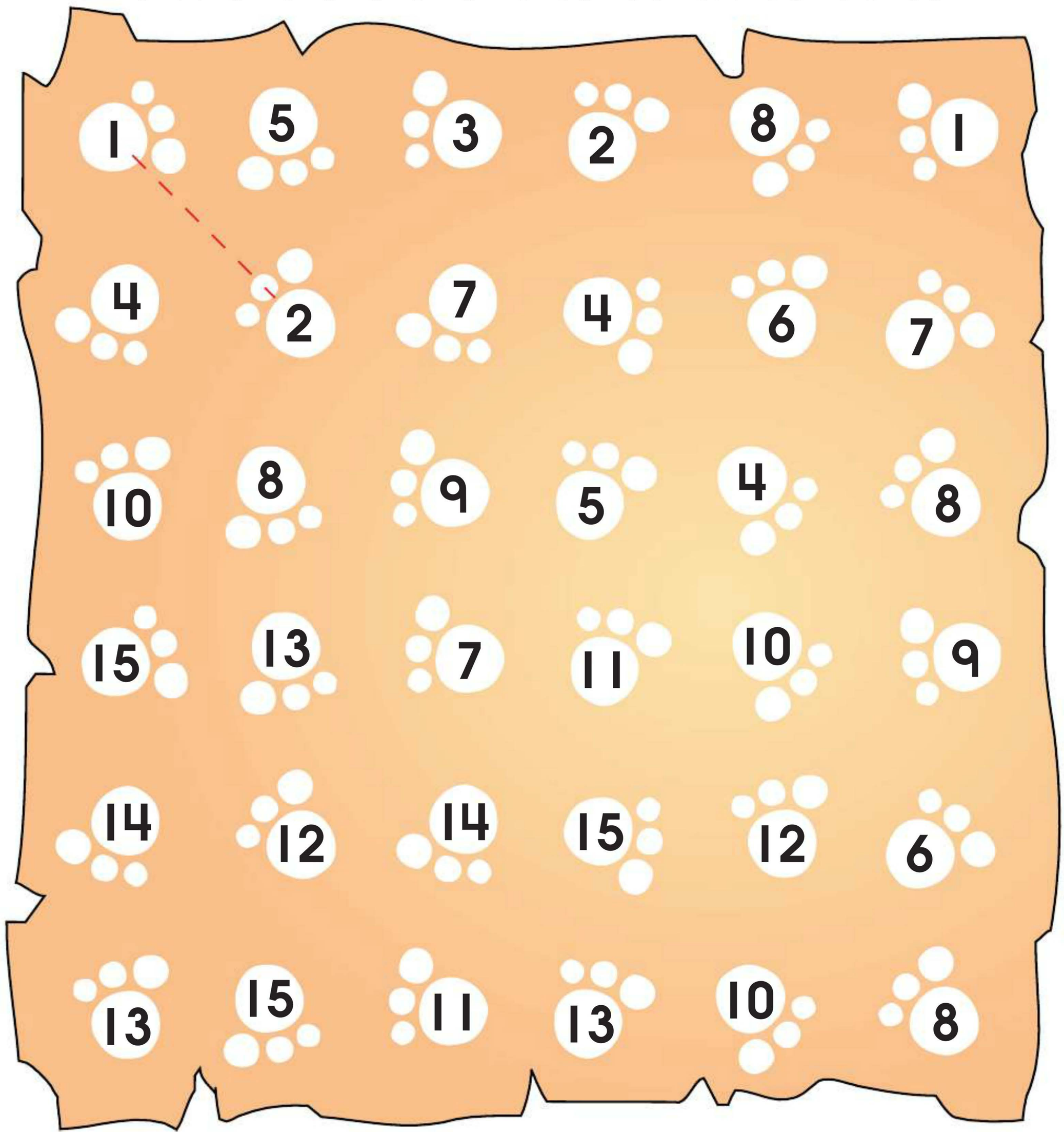

© Carson-Dellosa • CD-704554

Mi"sss"ing Numbers

Directions: Write the missing numbers on each snake.

1 2 3 4 5 6 7 8 9 10

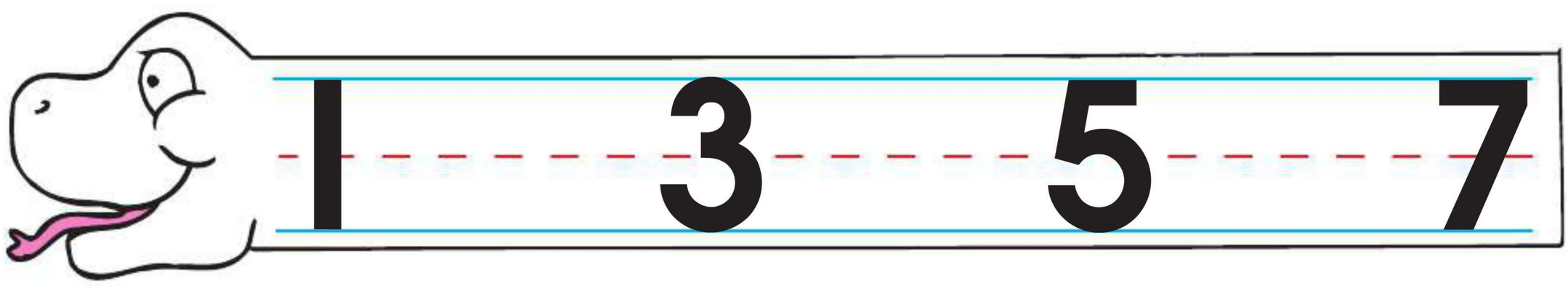

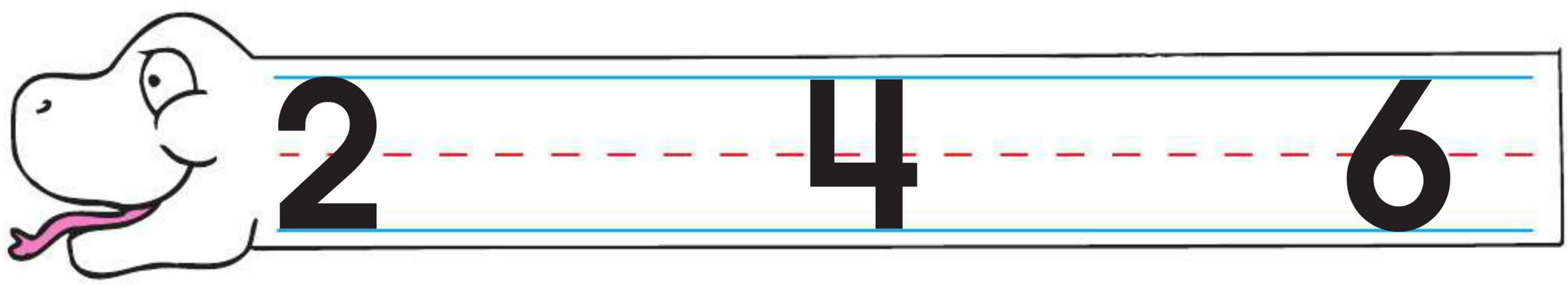

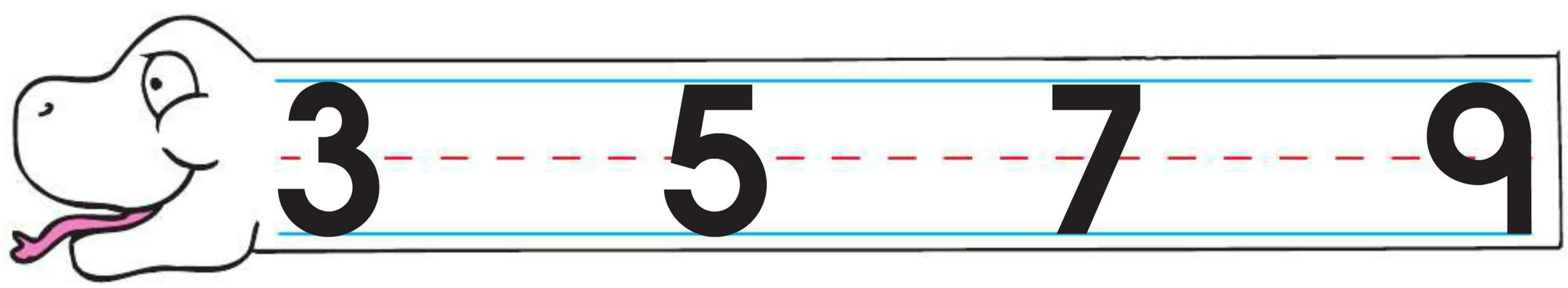

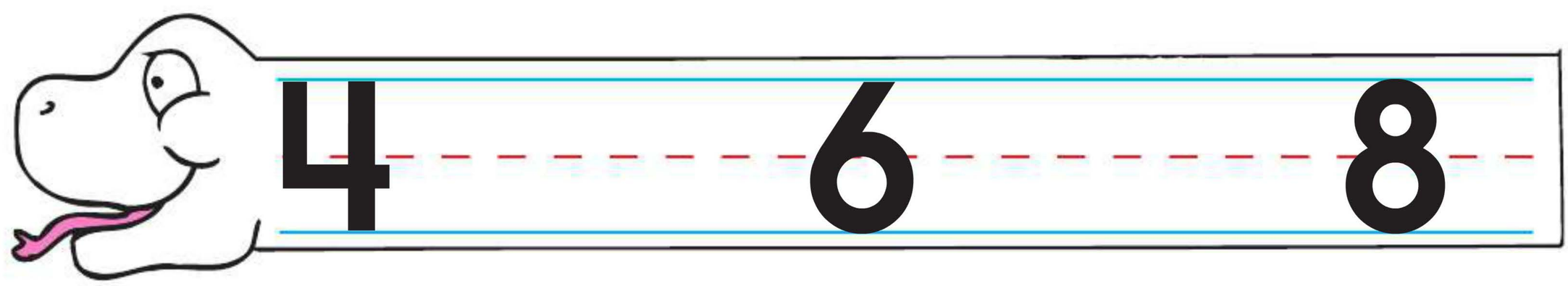

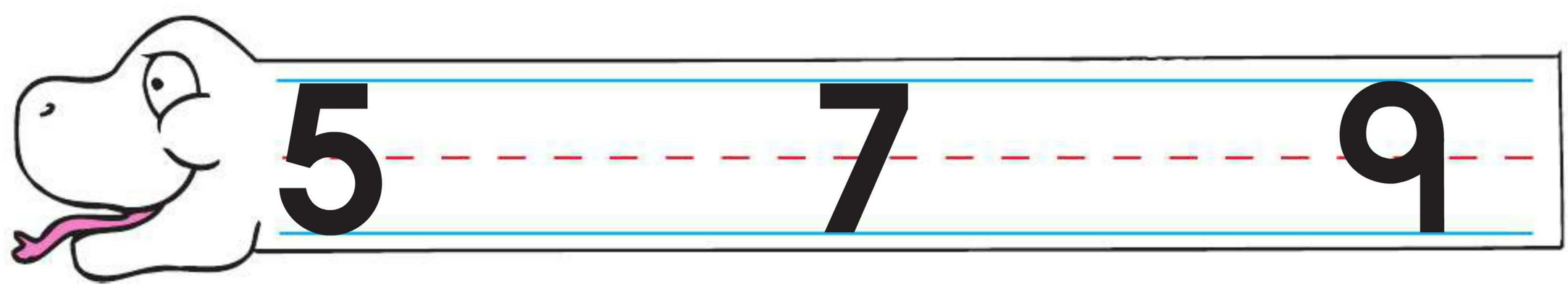

© Carson-Dellosa • CD-704554

Name _____

Monkeyin' Around

Directions: Count the number of each thing in the picture. Write the number in the correct box.



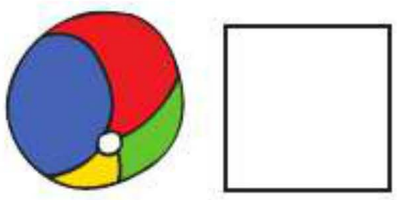

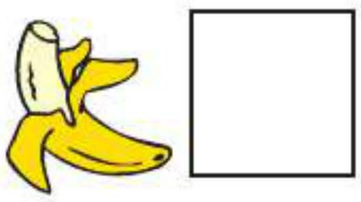



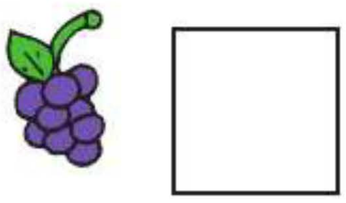

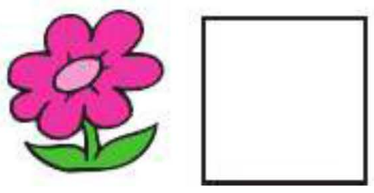

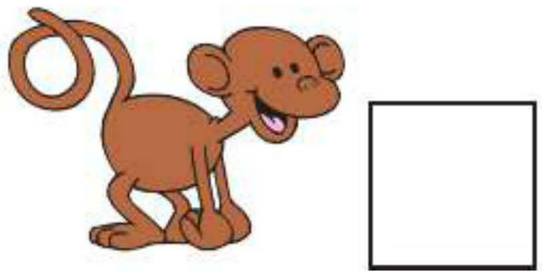

© Carson-Dellosa • CD-704554

A Tasty Treat

Directions: Read each number word. Write the matching number on each cup.

1 2 3 4 5 6 7 8 9 10

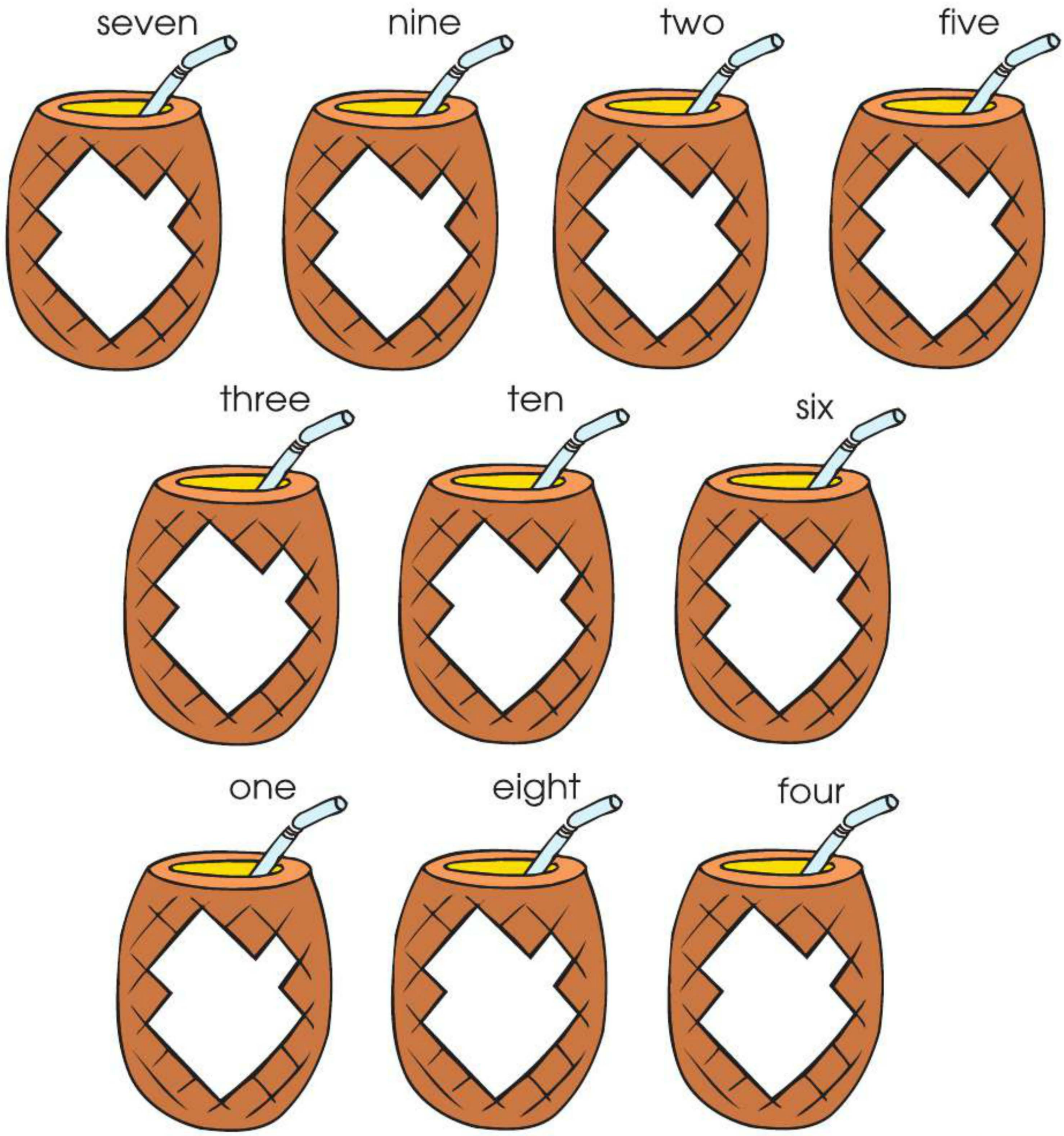

© Carson-Dellosa • CD-704554

Name _____

Numbers in a Row

Directions: Color the correct number of things in each row.

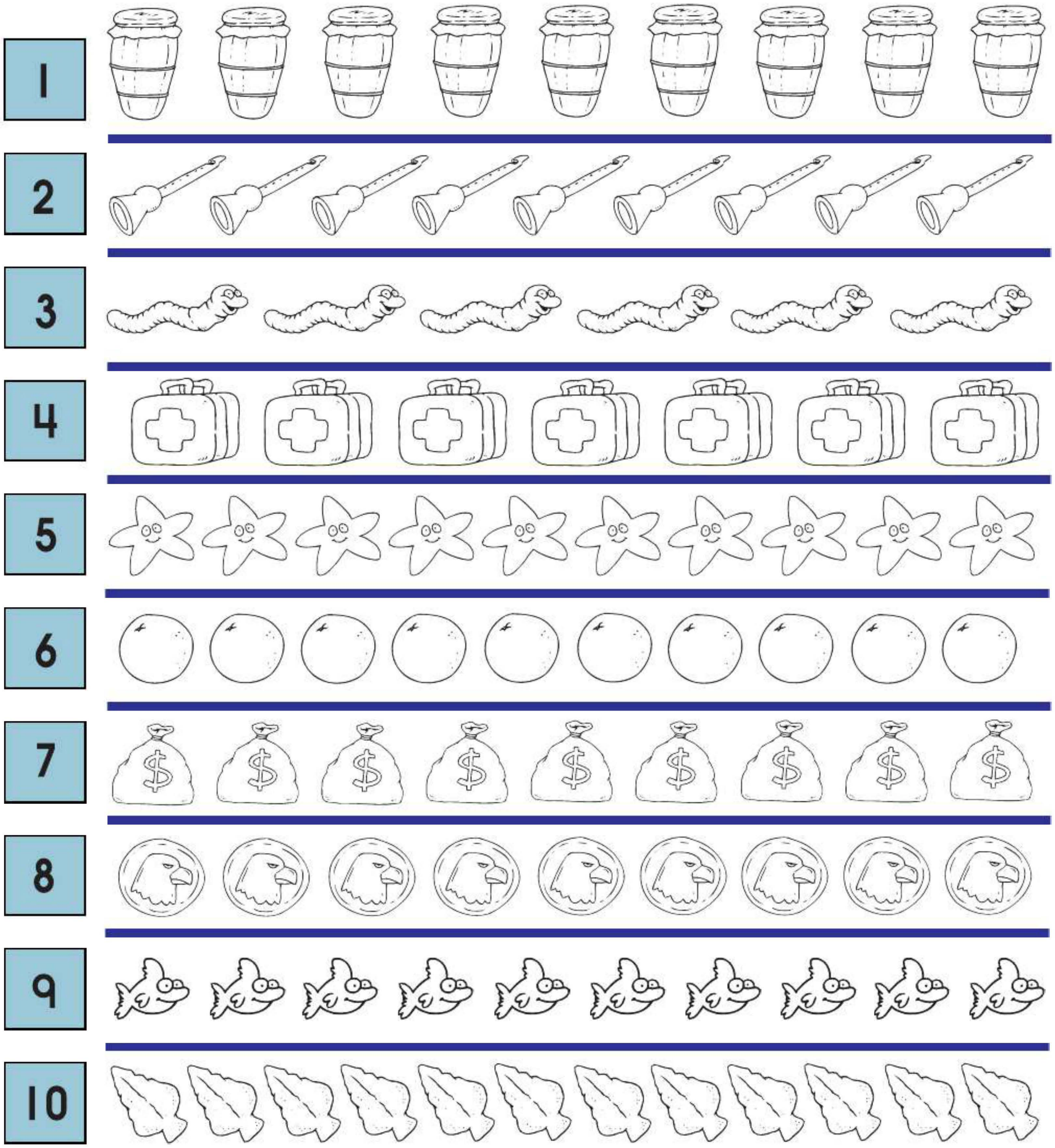

© Carson-Dellosa • CD-704554

Animal Favorites

Directions: Count the pictures in each group. Circle the number. Color the pictures.



8 6 5



2 6 3



3 7 4



7 8 5



5 8 6



6 8 9

© Carson-Dellosa • CD-704554

Name _____

Take an Animal Count!

Directions: Count each group of animals. Draw a line from the number to the correct number word. The first one is done for you.



© Carson-Dellosa • CD-704554

Swamp Life

Directions: Count the number of each thing in the picture. Write the correct number in each box.



☐ ☐ ☐ ☐

☐  ☐ ☐ ☐

© Carson-Dellosa • CD-704554

Name _____

Sequencing Numbers

Sequencing is putting numbers in the correct order.

1, 2, 3, 4, 5, 6, 7, 8, 9, 10

Directions: Write the missing numbers.

Example: 4, 5, 6

3, _____ , 5	7, _____ , 9	8, _____ , 10
6, _____ , 8	_____ , 3, 4	_____ , 5, 6
5, 6, _____	_____ , 6, 7	_____ , 3, 4
_____ , 4, 5	_____ , 7, 8	5, _____ , 7
2, 3, _____	1, 2, _____	7, 8, _____
2, _____ , 4	_____ , 2, 3	4, _____ , 6
6, 7, _____	3, 4, _____	1, _____ , 3
7, 8, _____	_____ , 3, 4	_____ , 9, 10

© Carson-Dellosa • CD-704554

Number Crossword Puzzle

Directions: Write the correct number words in the boxes provided.

Across

2. 4
3. 8
5. 2
7. 7
9. 10

Down

1. 0
2. 5
4. 3
6. 1
7. 6
8. 9

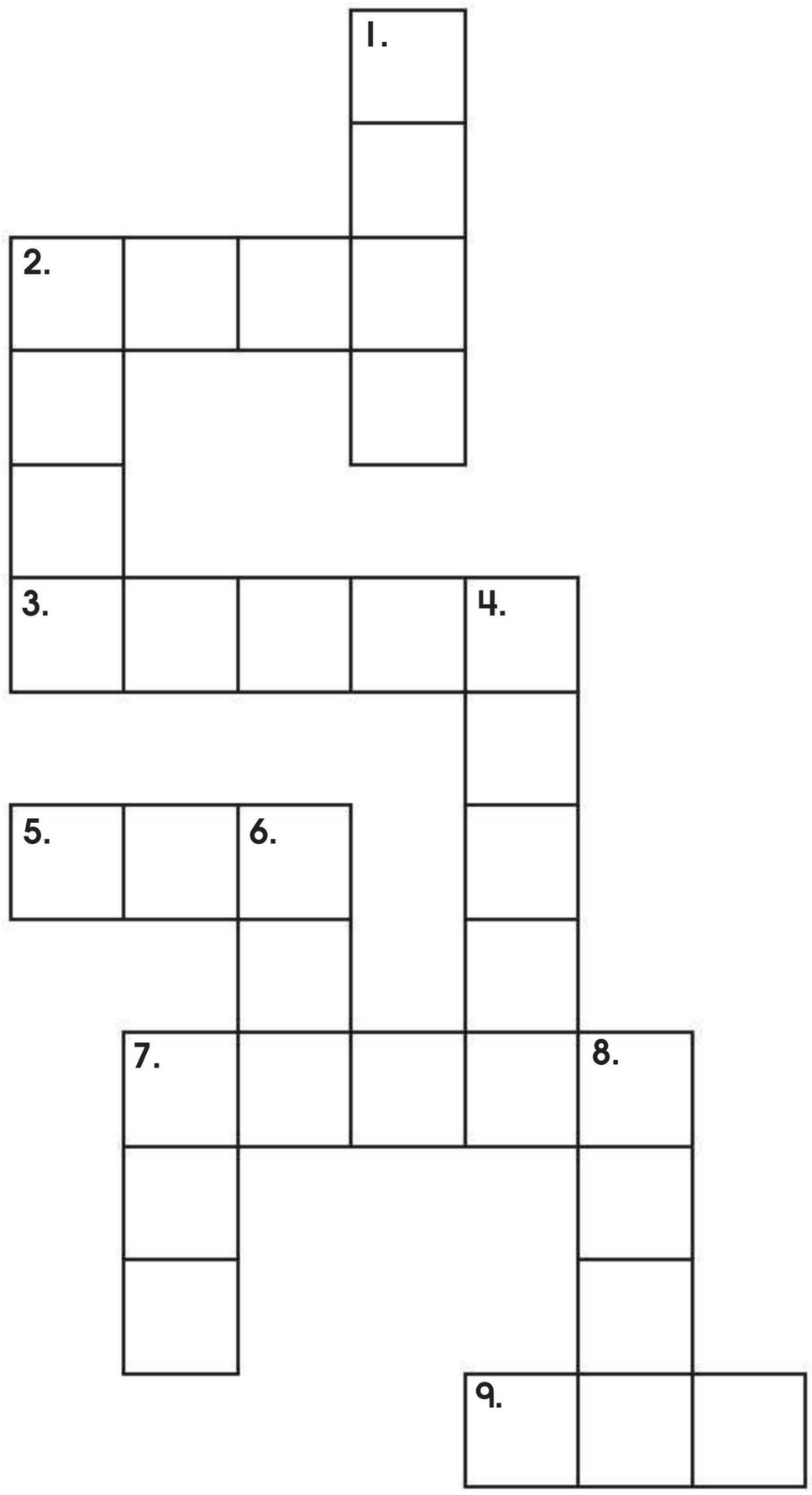

one ●	two ●●	three ●●●	four ●●●●	five ●●●●●	
six ●●●●●●	seven ●●●●●●●	eight ●●●●●●●●	nine ●●●●●●●●●	ten ●●●●●●●●●●	zero

© Carson-Dellosa • CD-704554

Name _____

Review

Directions: Count the objects and write the number.



_____ _____ _____

Directions: Match the number to the word.

two	1
four	9
seven	2
three	3
one	4
nine	7

© Carson-Dellosa • CD-704554

Review

Directions: Write how many.

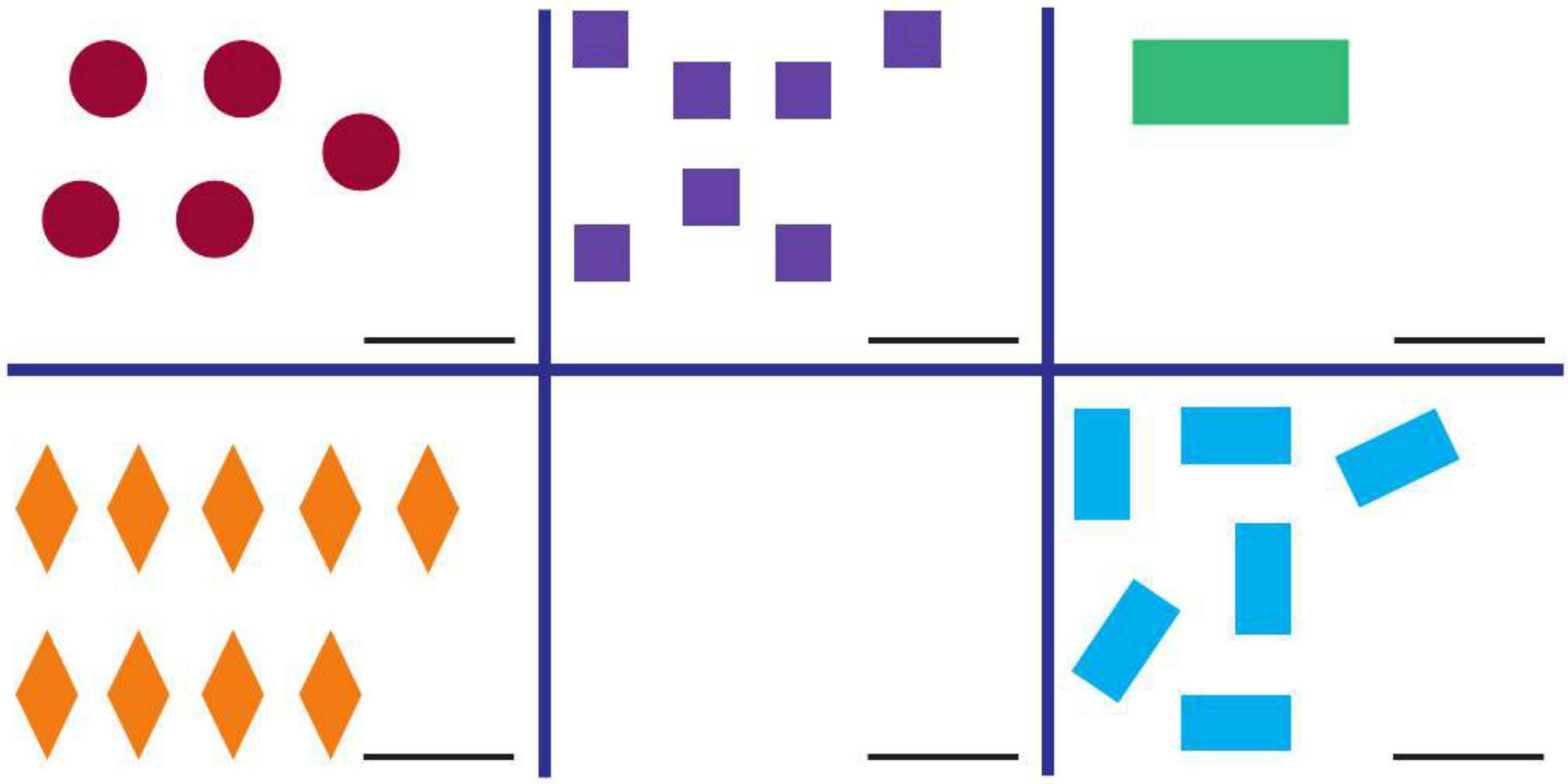

Directions: Read the number. Draw that many **X**s.

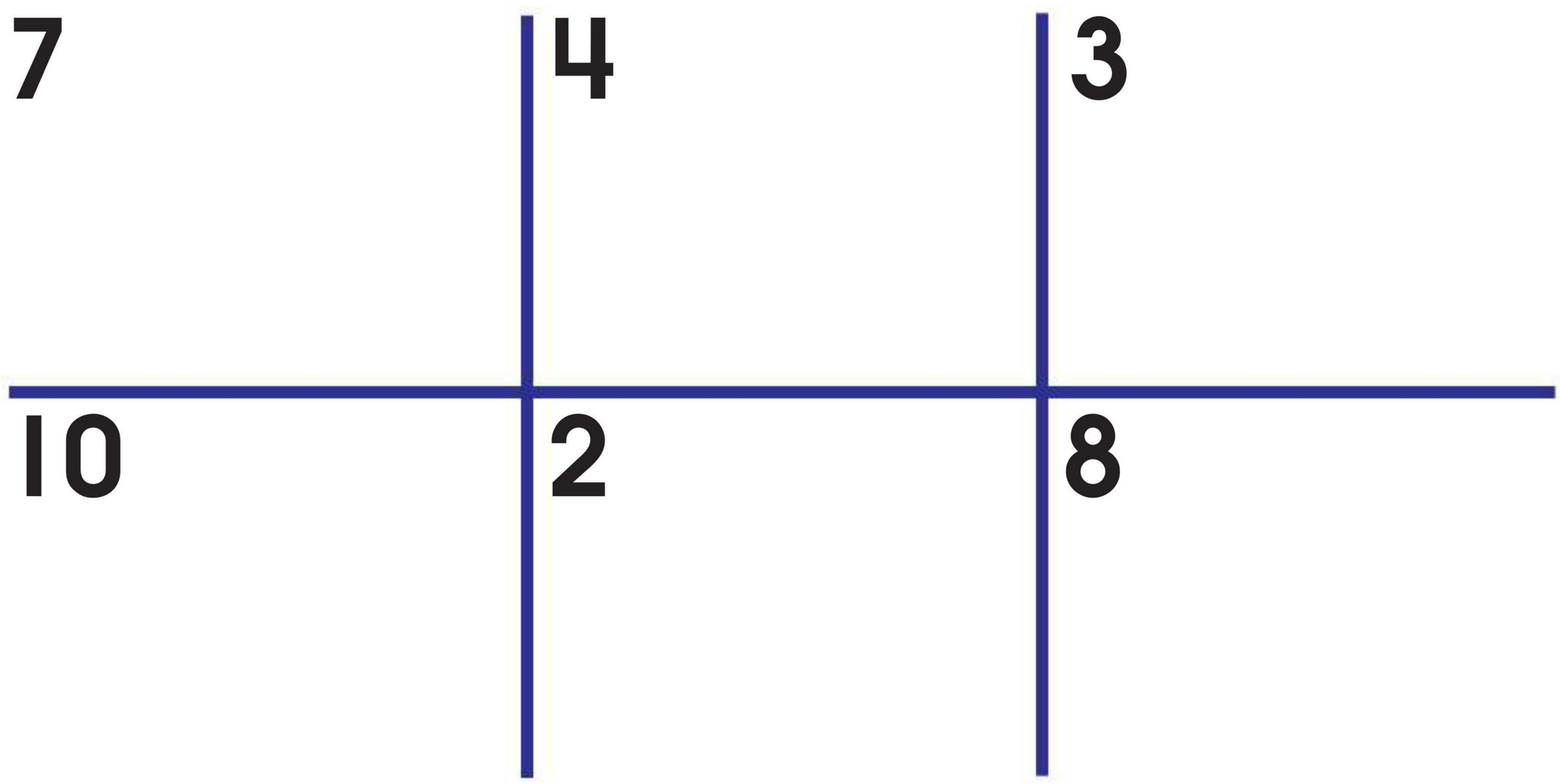

© Carson-Dellosa • CD-704554

Name _____

Connect the Critter

Directions: Connect the dots in order. Color the surprise.

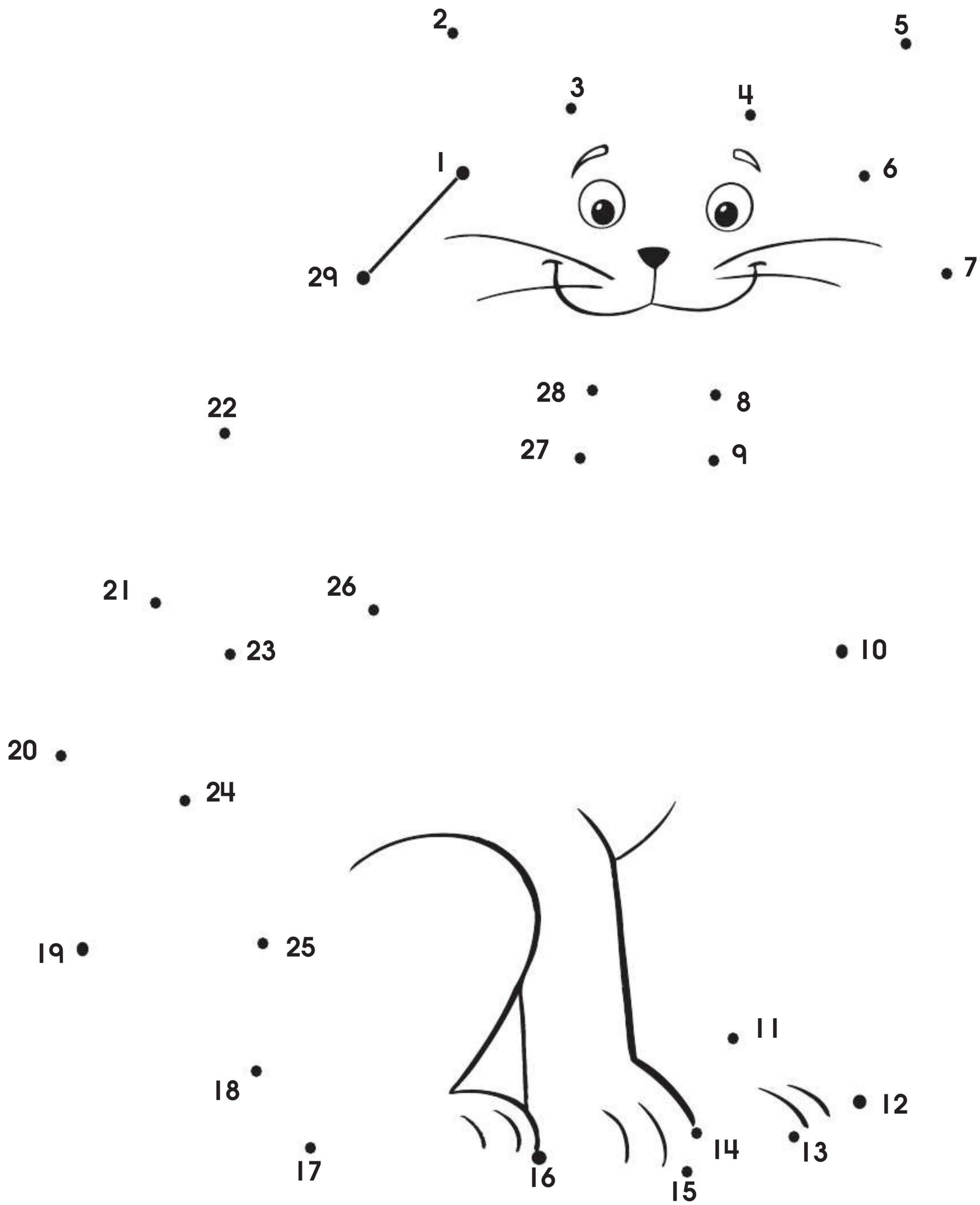

© Carson-Dellosa • CD-704554

Cat Napping

Directions: Count the cats in each bed. Write the correct number of cats in the box on each bed.

© Carson-Dellosa • CD-704554

Name _____

Ordinal Numbers

Directions: Ordinal numbers show the order in a series, such as first, second, or third. Follow the instructions to color the train cars. The first car is the engine.



Color the third car **blue**.

Color the eighth car **green**.

Color the fifth car **orange**.

Color the sixth car **yellow**.

Color the fourth car **brown**.

Color the second car **purple**.

Color the first car **red**.

Color the seventh car **pink**.

© Carson-Dellosa • CD-704554

Ordinal Numbers

Directions: Draw an **X** on the first vegetable, draw a circle around the second vegetable, and draw a square around the third vegetable.



Directions: Write the ordinal number below each flower.



Directions: Cut the children apart. Mix them up. Then, put them back in the correct order.



© Carson-Dellosa • CD-704554

Ordinal Numbers

Directions: Write each word on the correct line to put the words in order.

second	fifth	seventh	first	tenth
third	eighth	sixth	fourth	ninth

1. _____ 6. _____

2. _____ 7. _____

3. _____ 8. _____

4. _____ 9. _____

5. _____ 10. _____

Directions: Which picture is circled in each row? Underline the word that tells the correct number.

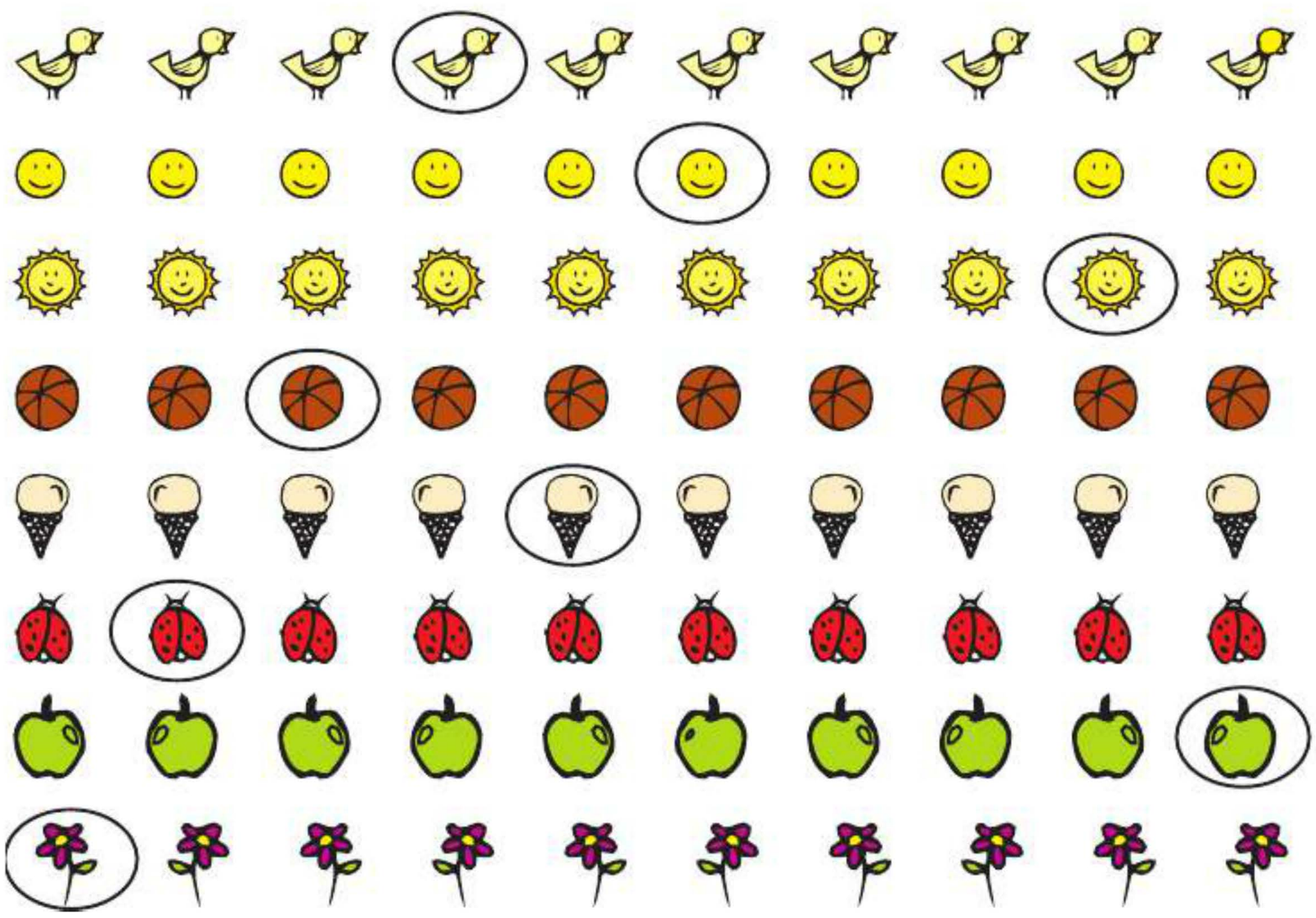

third	fourth
fourth	sixth
first	ninth
third	fifth
fifth	sixth
second	third
ninth	tenth
first	second

© Carson-Dellosa • CD-704554

Name _____

Ordinal Numbers

Ordinal numbers are used to show order in a series, such as first, second, or third.

Directions: Draw a line to the picture that goes with the ordinal number in the left column.

eighth

third

sixth

ninth

seventh

second

fourth

first

fifth

tenth



© Carson-Dellosa • CD-704554

More Than

Directions: Help Monty decide which branch has more bananas on it. One has **7** bananas on it. The other has **5**.

7 is **more than** **5**

Sometimes, we write **more than** with a symbol that looks like this: **>**.

Directions: On the line below, trace the math symbol that means **more than**.

7 _____ **5**

© Carson-Dellosa • CD-704554

Name _____

More Than

Monty and his friend Manuel have eaten a lot of bananas!

Directions: Count the banana peels. Then, write the numbers on the lines below.

Who has eaten **more** bananas? _____



_____ is **more than** _____

Directions: Write in the missing math symbol on the line.

7 _____ 4

© Carson-Dellosa • CD-704554

Less Than

Directions: Henrietta Hen has fewer eggs in one basket than in another. Point to the basket that holds **less**.

6 is **less than** **7**

Sometimes, we write **less than** using the symbol: **<**.

Directions: On the line below, write the math symbol that means **less than**.

6 _____ **7**



Directions: Now, count the decorated eggs. Then, fill in the numbers and math symbols to the right.

_____ is **less than** _____
(number) (number)

_____ _____ _____
(number) (number)

© Carson-Dellosa • CD-704554

Name _____

More/Less

Directions: For each pair of numbers, draw a circle around the number that is **more**.



Directions: In each pair, circle the number that is **less**.



© Carson-Dellosa • CD-704554

More/Less

The monsters are waiting for their band instruments to arrive. There are tubas, flutes, trumpets, and bells. Can you figure out how many monsters play each of the instruments?

Directions: Use the clues below to answer each question.

More than 5 but less than 7 monsters play the trumpet.
How many play the trumpet? _____

Less than 4 but more than 2 monsters play the flute.
How many play the flute? _____

More than 1 but less than 3 monsters play the tuba.
How many play the tuba? _____

More than 3 but less than 5 monsters play the bells.
How many play the bells? _____

Directions: Circle the instrument that is played by the most monsters. Draw an **X** on the instrument that is played by the fewest monsters.

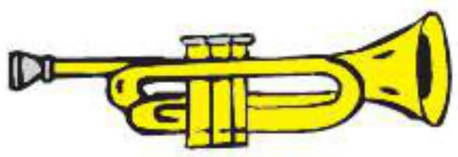

© Carson-Dellosa • CD-704554

Name _____

More/Less/Equal

Directions: Look at each tray of chocolate chip cookies. Count the number of chocolate chips on each cookie. Then, circle the cookie next to each tray that has the same number of chocolate chips as the ones on the tray.







Directions: Color the cookie that has the **most** chocolate chips **green**. Color the cookie that has the **fewest** chocolate chips **blue**.

© Carson-Dellosa • CD-704554

Addition

Putting numbers together is called **addition**. When you add two numbers together, you get a **total**, or **sum**. The symbol used for addition is called a **plus sign** (**+**). The symbol used for a total is an **equal sign** (**=**).

Directions: Follow the instructions below to create and solve the addition problems.

1 pony is eating hay.

Draw 1 more pony in this box.

Write the total number of ponies.

+ ☐ = _____

1 lamb is jumping.

Draw 2 more lambs in this box.

Write the total number of lambs.



+ ☐ = _____

© Carson-Dellosa • CD-704554

Name _____

Addition 1, 2

Addition means "putting together" or adding two or more numbers to find the sum. " +" is a plus sign. It means to add the 2 numbers. "=" is an equals sign. It tells how much they are together.

Directions: Count the cats and tell how many.



_____



_____



_____

© Carson-Dellosa • CD-704554

Addition

Directions: Count the shapes and write the numbers below to tell how many in all.



_____ + _____ = _____

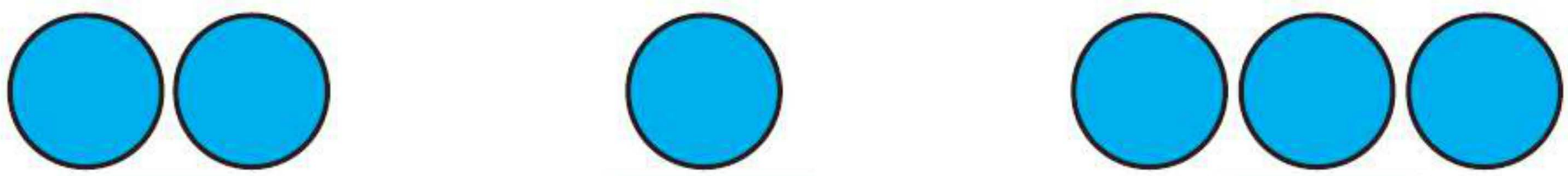

_____ + _____ = _____



_____ + _____ = _____

_____ + _____ = _____

© Carson-Dellosa • CD-704554

Name _____

Addition

Directions: Draw the correct number of dots next to the numbers in each problem. Add up the number of dots to find your answer.

Example:

$$\begin{array}{r} 3 \\ +\,2 \\ \hline 5 \end{array}$$



2 + 2 = 4

$$\begin{array}{r} 4 \\ +\,2 \\ \hline \end{array}$$

1 + 5 = ____

$$\begin{array}{r} 3 \\ +\,1 \\ \hline \end{array}$$

4 + 3 = ____

$$\begin{array}{r} 6 \\ +\,2 \\ \hline \end{array}$$

5 + 3 = ____

© Carson-Dellosa • CD-704554

Sums 0 to 3

Directions: Add.



1 + 1 = 2

1
+ 1
2

2 + 1 = ____

2
+ 1
____



1 + 2 = ____

1
+ 2
____

2 + 0 = ____

2
+ 0
____



0 + 2 = ____

0
+ 2
____

3 + 0 = ____

3
+ 0
____



0 + 3 = ____

0
+ 3
____

1 + 0 = ____

1
+ 0
____

0 + 1 = ____

0
+ 1
____

0
+ 0
____

0 + 0 = ____

© Carson-Dellosa • CD-704554

Name _____

Sums of 4 and 5

Directions: Add.

4 + 1 = 5

4
+ 1
5

2 + 3 = ____

2
+ 3
____

1 + 4 = 5

1
+ 4
5

3 + 2 = ____

3
+ 2
____

2 + 2 = ____

2
+ 2
____



4 + 0 = ____

4
+ 0
____

0 + 4 = ____

0
+ 4
____

5 + 0 = ____

5
+ 0
____

1 + 3 = ____

1
+ 3
____

0 + 5 = ____

0
+ 5
____

3 + 1 = ____

3
+ 1
____

© Carson-Dellosa • CD-704554

Sums of 6

Directions: Add.

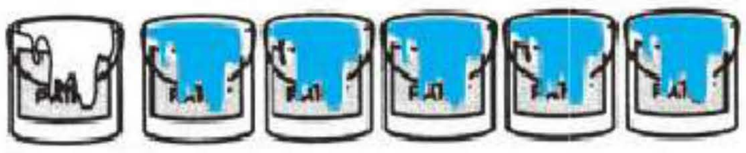

$$\begin{array}{r} 1 \\ +\,5 \\ \hline 6 \end{array}$$

1 + 5 = 6

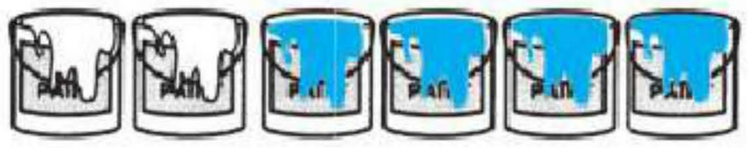

$$\begin{array}{r} 2 \\ +\,4 \\ \hline \end{array}$$

2 + 4 = _____

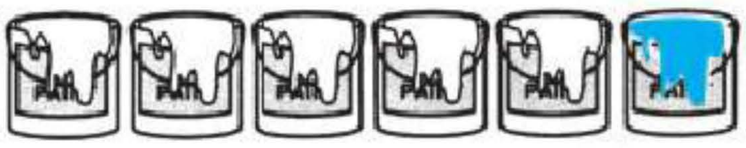

$$\begin{array}{r} 5 \\ +\,1 \\ \hline \end{array}$$

5 + 1 = _____

$$\begin{array}{r} 4 \\ +\,2 \\ \hline \end{array}$$

4 + 2 = _____

$$\begin{array}{r} 6 \\ +\,0 \\ \hline \end{array}$$

6 + 0 = _____

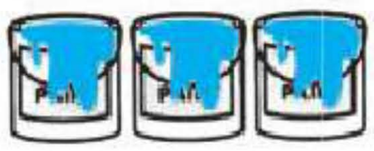

$$\begin{array}{r} 3 \\ +\,3 \\ \hline \end{array}$$

3 + 3 = _____

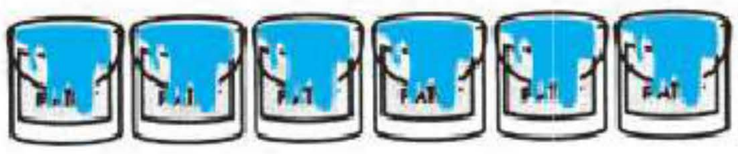

$$\begin{array}{r} 0 \\ +\,6 \\ \hline \end{array}$$

0 + 6 = _____

$$\begin{array}{r} 2 \\ +\,4 \\ \hline \end{array} \qquad \begin{array}{r} 1 \\ +\,3 \\ \hline \end{array} \qquad \begin{array}{r} 5 \\ +\,1 \\ \hline \end{array} \qquad \begin{array}{r} 3 \\ +\,3 \\ \hline \end{array} \qquad \begin{array}{r} 2 \\ +\,2 \\ \hline \end{array} \qquad \begin{array}{r} 3 \\ +\,2 \\ \hline \end{array}$$

© Carson-Dellosa • CD-704554

Name _____

Sums of 7

Directions: Add.

$3 + 4 =$ 7

$\begin{array}{r} 3 \\ +4 \\ \hline 7 \end{array}$



$6 + 1 =$ _____

$\begin{array}{r} 6 \\ +1 \\ \hline \end{array}$

$4 + 3 =$ _____

$\begin{array}{r} 4 \\ +3 \\ \hline \end{array}$



$1 + 6 =$ _____

$\begin{array}{r} 1 \\ +6 \\ \hline \end{array}$

$7 + 0 =$ _____

$\begin{array}{r} 7 \\ +0 \\ \hline \end{array}$

$2 + 5 =$ _____

$\begin{array}{r} 2 \\ +5 \\ \hline \end{array}$

$0 + 7 =$ _____

$\begin{array}{r} 0 \\ +7 \\ \hline \end{array}$

$5 + 2 =$ _____

$\begin{array}{r} 5 \\ +2 \\ \hline \end{array}$

$\begin{array}{r} 5 \\ +2 \\ \hline \end{array}$ $\begin{array}{r} 3 \\ +3 \\ \hline \end{array}$ $\begin{array}{r} 4 \\ +3 \\ \hline \end{array}$ $\begin{array}{r} 1 \\ +6 \\ \hline \end{array}$ $\begin{array}{r} 3 \\ +4 \\ \hline \end{array}$ $\begin{array}{r} 6 \\ +0 \\ \hline \end{array}$

© Carson-Dellosa • CD-704554

Sums of 8

Directions: Add.

5 + 3 = 8

5
+ 3
8

7 + 1 = ____

7
+ 1
____



3 + 5 = ____

3
+ 5
____

1 + 7 = ____

1
+ 7
____

2 + 6 = ____

2
+ 6
____

6 + 2 = ____

6
+ 2
____

4 + 4 = ____

4
+ 4
____

3	5	2	8	4	0
+ 3	+ 3	+ 6	+ 0	+ 3	+ 8
____	____	____	____	____	____

© Carson-Dellosa • CD-704554

Name _____

Sums of 9

Directions: Add.

2 + 7 = 9

7 + 2 = ____

5 + 4 = ____



4 + 5 = ____

1 + 8 = ____



8 + 1 = ____

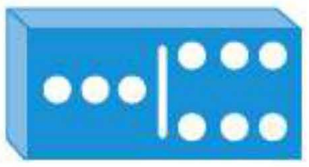

3 + 6 = ____

6 + 3 = ____

0 + 9 = ____

9 + 0 = ____

5	3	8	4	7	0
+4	+6	+1	+5	+2	+8
____	____	____	____	____	____

© Carson-Dellosa • CD-704554

Sums of 10

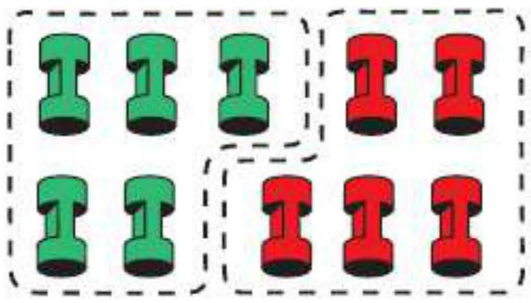

5 + 5 = 10

$$\begin{array}{r} 5 \\ +\ 5 \\ \hline 10 \end{array}$$

Directions: Add.

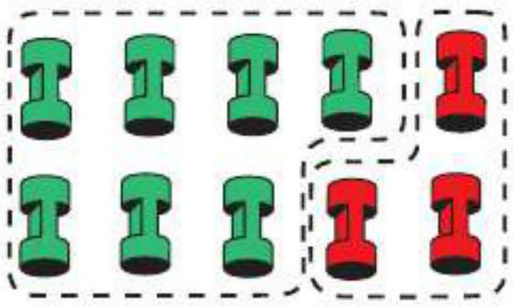

$$\begin{array}{r} 7 \\ +\ 3 \\ \hline 10 \end{array}$$

7 + 3 = 10

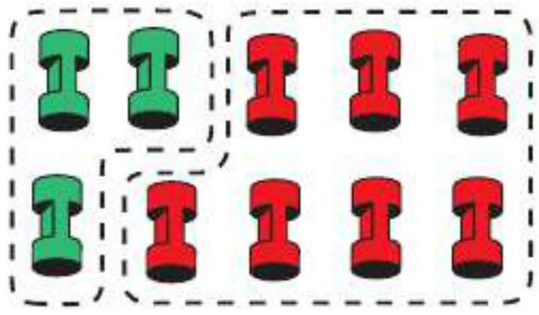

$$\begin{array}{r} 3 \\ +\ 7 \\ \hline \end{array}$$

3 + 7 = _____

1 + 9 = _____

$$\begin{array}{r} 1 \\ +\ 9 \\ \hline \end{array} \qquad \begin{array}{r} 9 \\ +\ 1 \\ \hline \end{array}$$

9 + 1 = _____

2 + 8 = _____

$$\begin{array}{r} 2 \\ +\ 8 \\ \hline \end{array} \qquad \begin{array}{r} 8 \\ +\ 2 \\ \hline \end{array}$$

8 + 2 = _____

6 + 4 = _____

$$\begin{array}{r} 6 \\ +\ 4 \\ \hline \end{array} \qquad \begin{array}{r} 4 \\ +\ 6 \\ \hline \end{array}$$

4 + 6 = _____

10 + 0 = _____

$$\begin{array}{r} 10 \\ +\ 0 \\ \hline \end{array} \qquad \begin{array}{r} 0 \\ +\ 10 \\ \hline \end{array}$$

0 + 10 = _____

$$\begin{array}{r} 3 \\ +\ 7 \\ \hline \end{array} \qquad \begin{array}{r} 6 \\ +\ 2 \\ \hline \end{array} \qquad \begin{array}{r} 5 \\ +\ 5 \\ \hline \end{array} \qquad \begin{array}{r} 1 \\ +\ 9 \\ \hline \end{array} \qquad \begin{array}{r} 2 \\ +\ 8 \\ \hline \end{array} \qquad \begin{array}{r} 7 \\ +\ 2 \\ \hline \end{array}$$

© Carson-Dellosa • CD-704554

Name _____

Addition 3, 4, 5, 6

Directions: Practice writing the numbers and then add. Draw dots to help, if needed.

3

4

5

6

$$\begin{array}{r} 2 \\ +\ 4 \\ \hline \end{array} \qquad \begin{array}{r} 1 \\ +\ 4 \\ \hline \end{array}$$

$$\begin{array}{r} 3 \\ +\ 2 \\ \hline \end{array} \qquad \begin{array}{r} 1 \\ +\ 2 \\ \hline \end{array}$$

© Carson-Dellosa • CD-704554

Addition 4, 5, 6, 7

Directions: Practice writing the numbers and then add. Draw dots to help, if needed.

4

5

6

7



$$\begin{array}{r} 2 \\ +\ 5 \\ \hline \end{array} \qquad \begin{array}{r} 3 \\ +\ 1 \\ \hline \end{array}$$

$$\begin{array}{r} 4 \\ +\ 1 \\ \hline \end{array} \qquad \begin{array}{r} 2 \\ +\ 4 \\ \hline \end{array}$$

© Carson-Dellosa • CD-704554

Name _____

Addition 6, 7, 8

Directions: Practice writing the numbers and then add. Draw dots to help, if needed.

6

7

8

$$\begin{array}{r} 3 \\ +\ 4 \\ \hline \end{array} \qquad \begin{array}{r} 5 \\ +\ 1 \\ \hline \end{array}$$



$$\begin{array}{r} 2 \\ +\ 6 \\ \hline \end{array} \qquad \begin{array}{r} 4 \\ +\ 4 \\ \hline \end{array}$$

© Carson-Dellosa • CD-704554

Addition 7, 8, 9

Directions: Practice writing the numbers and then add. Draw dots to help, if needed.

7

8

9

$$\begin{array}{r} 8 \\ +\ 1 \\ \hline \end{array} \qquad \begin{array}{r} 3 \\ +\ 5 \\ \hline \end{array}$$

$$\begin{array}{r} 2 \\ +\ 7 \\ \hline \end{array} \qquad \begin{array}{r} 6 \\ +\ 1 \\ \hline \end{array}$$

© Carson-Dellosa • CD-704554

Name _____

Addition Table

Directions: Add across and down. Fill in the spaces.

+	0	1	2	3	4	5
0	0					
1	1	2				
2			4			
3	3			6		
4						
5						10

© Carson-Dellosa • CD-704554

Addition

Directions: Add up the dots on the domino pieces below. Write the total on the line below each piece.

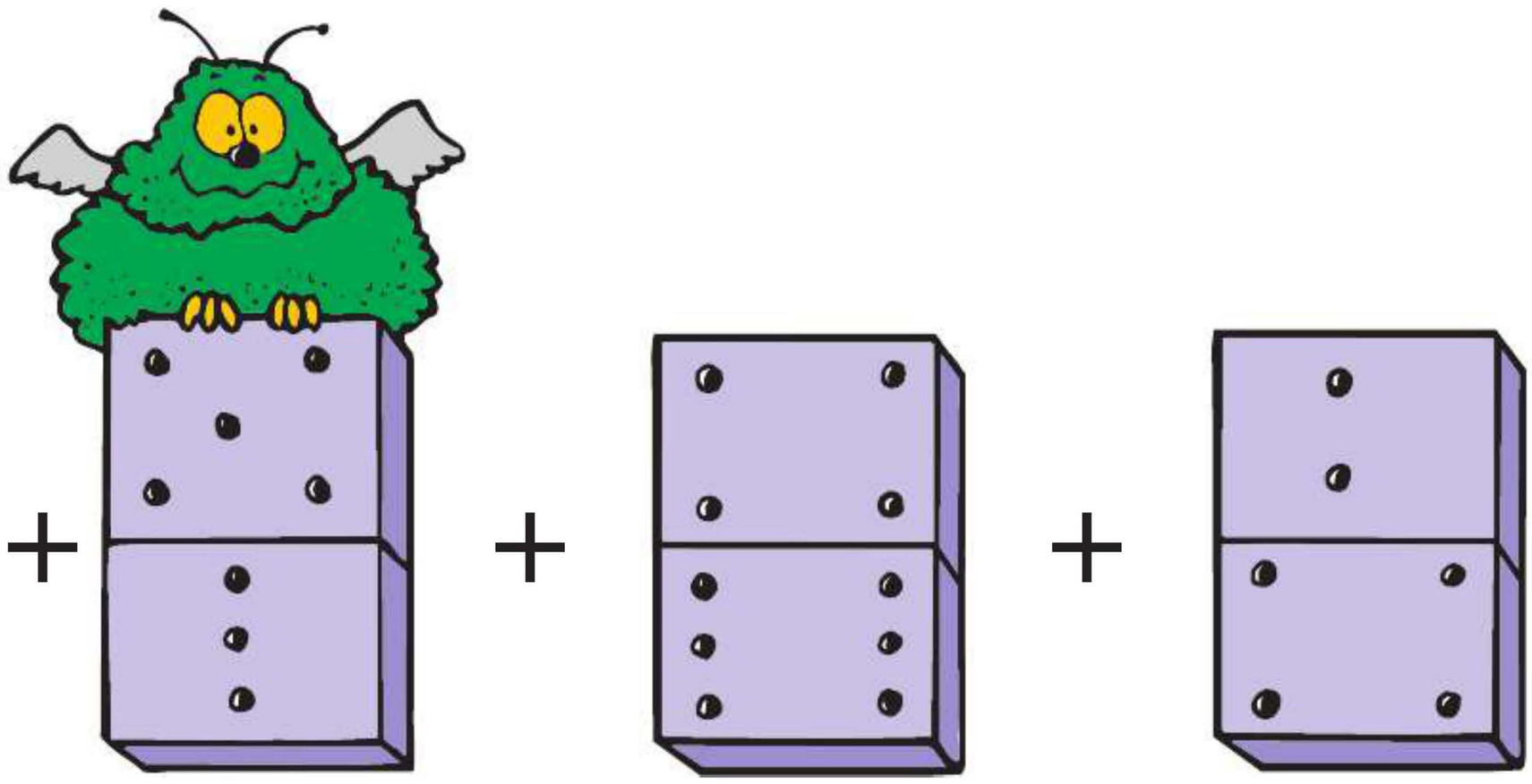

_____ _____ _____

Directions: Now, draw the missing dots on each domino. Make sure the total number of dots adds up to the total on the line below each domino.

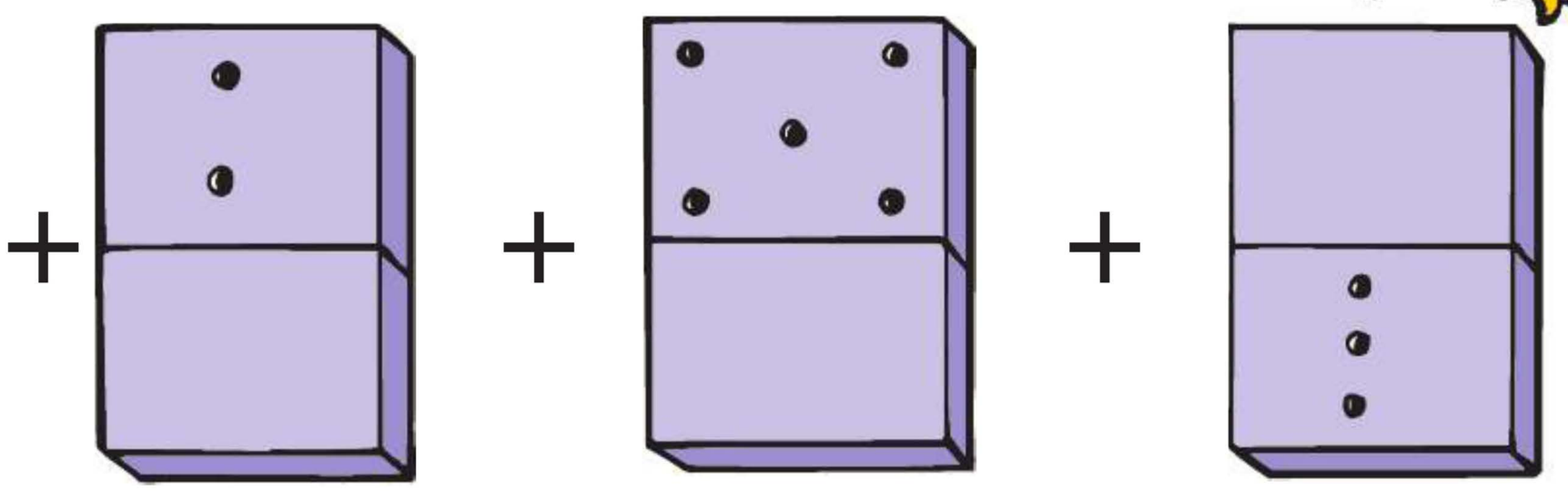

7 9 5

© Carson-Dellosa • CD-704554

Name _____

Addition

Directions: Look at each row of monster children. Write two number problems that describe each row.



___ + ___ = ___

___ + ___ = ___

___ + ___ = ___

___ + ___ = ___



___ + ___ = ___

___ + ___ = ___

© Carson-Dellosa • CD-704554

Name _____

Problem Solving

Directions: Solve each problem.

There are 5 white .

There are 4 blue .

How many in all?

$$\begin{array}{r} 5 \\ +\ 4 \\ \hline \end{array}$$

There are 3  .

7 more  come.

How many are there now?

Beth has 9 .

She buys 1 more.

Now how many does she have?

There are 6 .

There are 3 .

How many in all?

There were 8 .

2 more came.

Then how many were there?

© Carson-Dellosa • CD-704554

Name _____

Plenty to Wear!

Directions: The key words "in all" tell you to add. Circle the key words "in all" and solve the problems.

1. Jack has 4 white shirts and 2 yellow shirts. How many shirts does Jack have in all?

4 ◯ 2 = _____

2. Allison has 4 pink blouses and 6 red ones. How many blouses does Allison have in all?

4 ◯ 6 = _____

3. Betsy has 2 black skirts and 7 blue skirts. In all, how many skirts does Betsy have?

2 ◯ 7 = _____

4. Charley has 3 pairs of summer pants and 8 pairs of winter pants. How many pairs of pants does Charley have in all?

3 ◯ 8 = _____

5. Jeff has 5 knit hats and 5 cloth hats. How many hats does Jeff have in all?

5 ◯ 5 = _____

© Carson-Dellosa • CD-704554

Name _____

Problems in the Park

Directions: Circle the addition key words "in all." Write a number sentence to solve each problem.

1. At the park, there are 3 baseball games and 6 basketball games being played. How many games are being played in all?

_____

2. In the park, 9 mothers are pushing their babies in strollers and 8 are carrying their babies in baskets. How many mothers in all have their babies with them in the park?

_____

3. On one team, there are 5 boys and 3 girls. How many team members are there in all?

_____

4. At one time, there were 8 men and 4 boys pitching horseshoes. In all, how many people were pitching horseshoes?

_____

5. While playing basketball, 4 of the players were wearing gym shoes and 6 were not. How many basketball players were there in all?

_____

© Carson-Dellosa • CD-704554

Name _____

Solving Stories

Directions: Write a number sentence to solve each problem.

1. Brad ate 5 slices of pizza. Todd ate 3. How many slices of pizza did both boys eat? _____

2. Sam scored 4 points for the team. Dave scored 4 points. How many points did Sam and Dave score? _____

3. Missy bought 6 dresses. Dot bought 3. How many dresses did they buy in all? _____

4. Once there were 3 bears having a picnic. Then, 2 more bears joined the fun. Now,how many bears were having a picnic? _____

© Carson-Dellosa • CD-704554

Sum It Up!

Directions: Roll a pair of dice. Write the addend from each die on the lines below. Add to find each sum.

_____ + _____ = _____

_____ + _____ = _____

_____ + _____ = _____

_____ + _____ = _____

_____ + _____ = _____

_____ + _____ = _____

_____ + _____ = _____

_____ + _____ = _____

© Carson-Dellosa • CD-704554

Name _____

How Many in All?

Directions: Write two addition sentences for each picture story. Find how many in all.

Example:

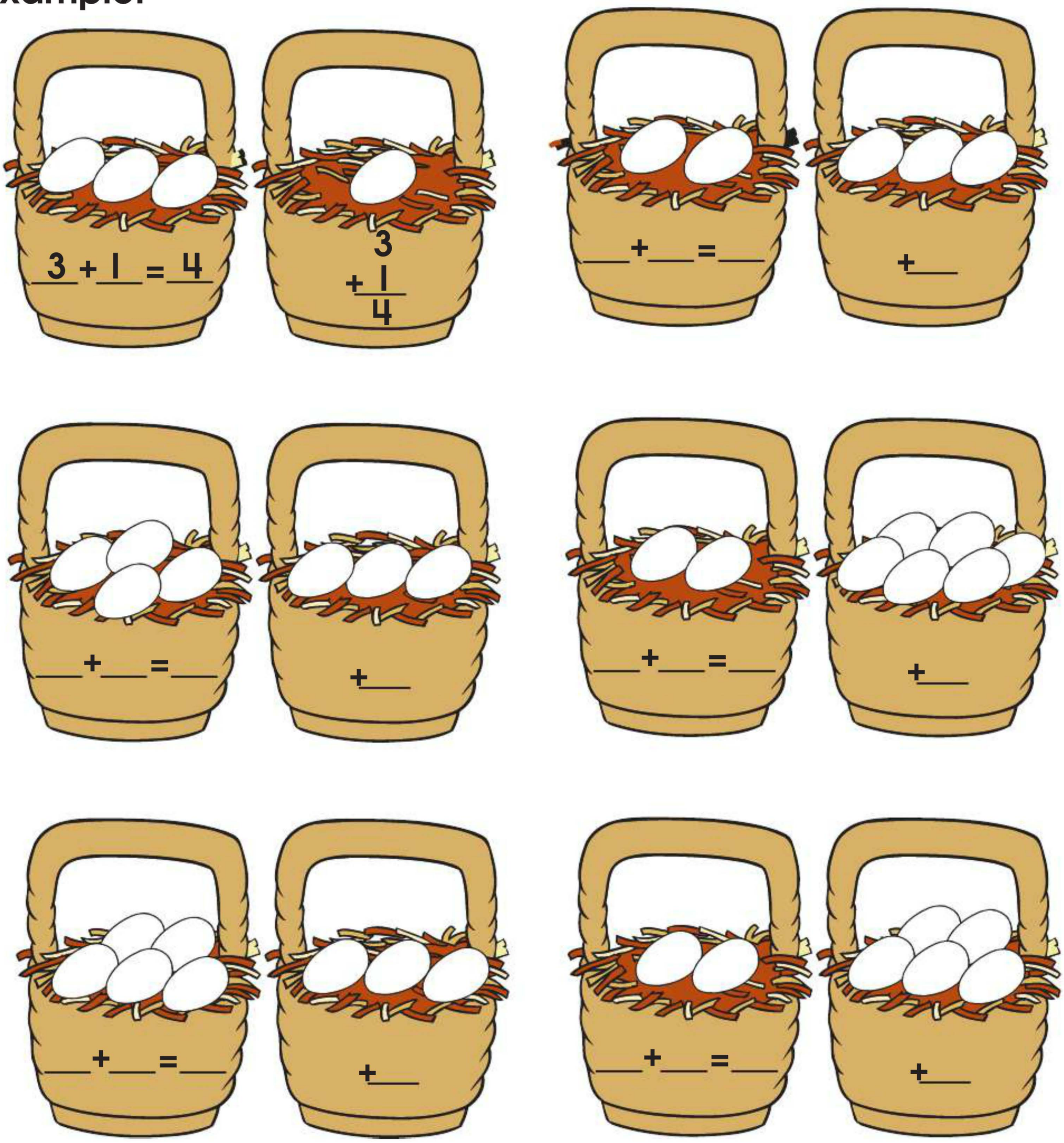

© Carson-Dellosa • CD-704554

Name _____

Creature Count

Directions: Add to find the sum. Write each answer on a spaceship.

4 + 6 =

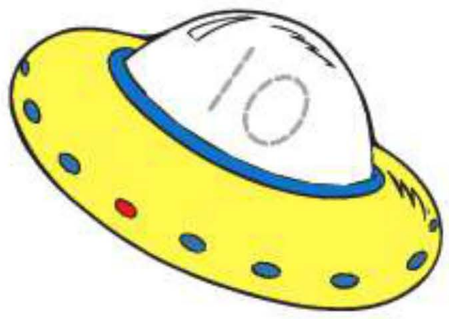

1 + 9 =



7 + 1 =



7 + 3 =



5 + 2 =



6 + 1 =



8 + 2 =



3 + 5 =



6 + 3 =



6 + 2 =



© Carson-Dellosa • CD-704554

Name _____

Air Bear Addition

Directions: Help Buddy off the ground. Add to find the sum. Then, color the clouds with sums of 9 to find the right path.

5+5 = ____

7+4 = ____

3+7 = ____

6+3 = ____

8+1 = ____

6+4 = ____

2+7 = ____

2+5 = ____

5+4 = ____

10+1 = ____

6+5 = ____

3+4 = ____

9+0 = ____

2+5 = ____

2+4 = ____

5+5 = ____

4+5 = ____

3+2 = ____

2+6 = ____

8+2 = ____

3+6 = ____

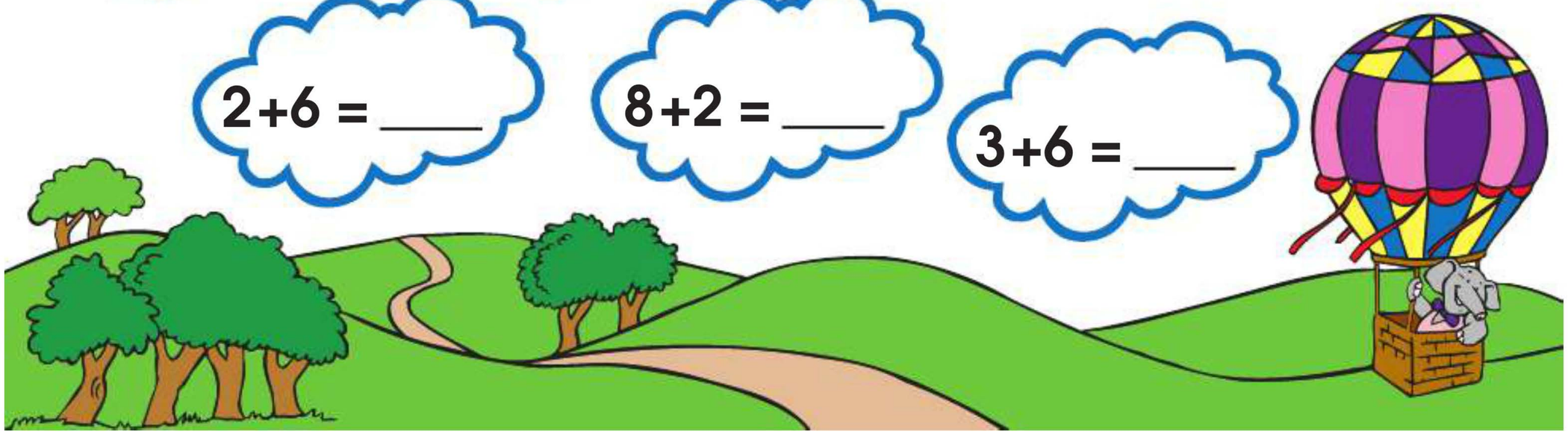

© Carson-Dellosa • CD-704554

Name _____

Lumberjack Facts

Directions: Add to find the sum. Use the code to color the picture.

Color: 1 = red 2 = yellow 3 = black 4 = blue 5 = brown 6= green



What is it? _____

© Carson-Dellosa • CD-704554

Name _____

Practicing Addition

Directions: Add.

6 + 4	7 + 2	4 + 4	4 + 5	9 + 1	3 + 2
2 + 7	6 + 2	9 + 0	2 + 5	1 + 4	4 + 6
8 + 1	2 + 2	3 + 6	1 + 7	7 + 3	1 + 8
2 + 3	2 + 8	3 + 5	8 + 2	6 + 1	0 + 9
1 + 9	6 + 3	3 + 4	5 + 2	5 + 4	4 + 3
5 + 3	8 + 0	5 + 5	3 + 7	2 + 6	3 + 3

© Carson-Dellosa • CD-704554

Name _____

Sum Fun

Directions: Add to find the sum.



3 + 1 = ___	9 + 1 = ___	6 + 3 = ___	4 + 2 = ___	4 + 6 = ___	1 + 8 = ___	2 + 7 = ___
7 + 3 = ___	6 + 2 = ___	5 + 5 = ___	2 + 4 = ___	3 + 5 = ___	4 + 3 = ___	3 + 6 = ___
4 + 5 = ___	1 + 4 = ___	2 + 8 = ___	4 + 1 = ___	2 + 2 = ___	3 + 4 = ___	6 + 1 = ___
7 + 1 = ___	6 + 4 = ___	5 + 2 = ___	3 + 7 = ___	1 + 2 = ___	2 + 6 = ___	5 + 1 = ___
5 + 3 = ___	7 + 2 = ___	3 + 4 = ___	1 + 3 = ___	3 + 7 = ___	4 + 3 = ___	5 + 4 = ___

© Carson-Dellosa • CD-704554

Name _____

Shining Stars

Directions: Add to find the sum.

3 + 3 = ___	7 + 4 = ___	9 + 6 = ___	5 + 6 = ___	9 + 3 = ___	4 + 6 = ___	4 + 8 = ___
5 + 5 = ___	5 + 8 = ___	1 + 7 = ___	9 + 3 = ___	6 + 8 = ___	8 + 9 = ___	5 + 6 = ___
5 + 9 = ___	7 + 3 = ___	9 + 4 = ___	3 + 6 = ___	2 + 8 = ___	7 + 6 = ___	4 + 5 = ___
8 + 6 = ___	3 + 5 = ___	5 + 7 = ___	9 + 9 = ___	8 + 6 = ___	8 + 5 = ___	6 + 7 = ___
3 + 8 = ___	8 + 7 = ___	3 + 9 = ___	9 + 8 = ___	7 + 4 = ___	2 + 4 = ___	4 + 3 = ___

© Carson-Dellosa • CD-704554

Name _____

Counting Kittens

Directions: Use counters to subtract. Make a group, then take some away. Write how many are left.

_____ are left

Put in 4. Take away 1.

_____ are left

Put in 5. Take away 2.

_____ are left

Put in 7. Take away 3.

Directions: Think of a story for this picture. Write how many are left.

_____ are left

© Carson-Dellosa • CD-704554

Name _____

What's the Difference?

Directions: Use counters to subtract.

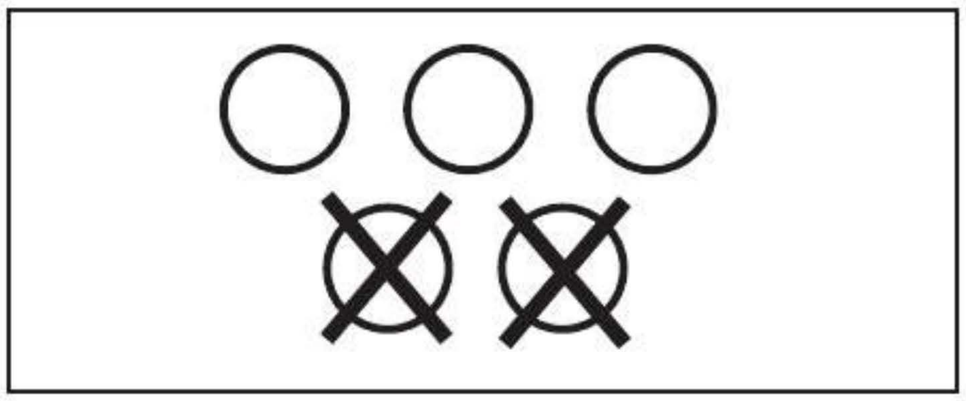

Put in 5. Take away 2.

How many counters are left? 3

The number that tells how many are left is called the **difference.**
The difference of 5 – 2 is 3.



Use counters to find each difference.

6 – 3 = _____

5 – 1 = _____

5 – 3 = _____

4 – 2 = _____

© Carson-Dellosa • CD-704554

Subtraction 1, 2, 3

Subtraction means " taking away" or subtracting one number from another. "–" is a minus sign. It means to subtract the second number from the first.

Directions: Practice writing the numbers and then subtract. Draw dots and cross them out, if needed.

1

2

3

$$\begin{array}{r} 3 \\ -1 \\ \hline 2 \end{array} \qquad \begin{array}{r} 4 \\ -3 \\ \hline \end{array}$$



$$\begin{array}{r} 2 \\ -1 \\ \hline \end{array} \qquad \begin{array}{r} 3 \\ -2 \\ \hline \end{array}$$

© Carson-Dellosa • CD-704554

Name _____

Subtraction 3, 4, 5, 6

Directions: Practice writing the numbers and then subtract. Draw dots and cross them out, if needed.

3

4

5

6

$$\begin{array}{r} 5 \\ -2 \\ \hline \end{array} \qquad \begin{array}{r} 6 \\ -1 \\ \hline \end{array}$$

$$\begin{array}{r} 6 \\ -3 \\ \hline \end{array} \qquad \begin{array}{r} 5 \\ -1 \\ \hline \end{array}$$



© Carson-Dellosa • CD-704554

Picture Problems: Subtraction

Directions: Solve the number problem under each picture.



5 – 2 = ____

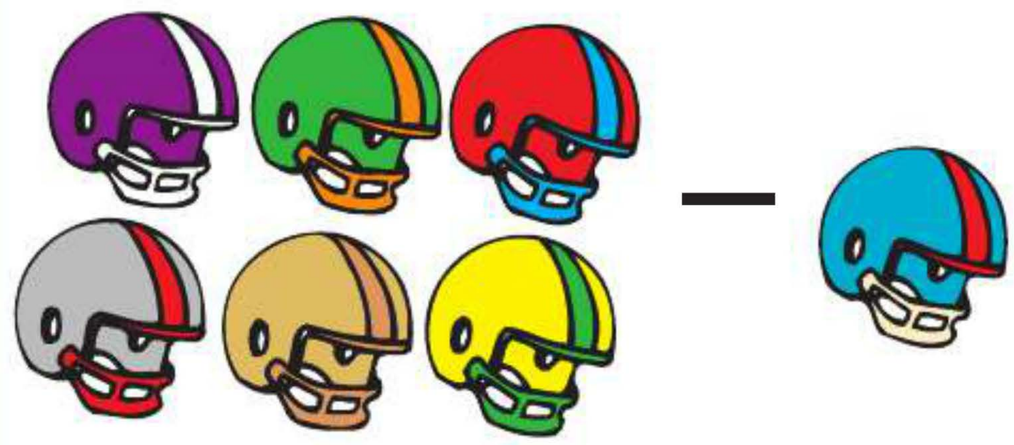

6 – 1 = ____

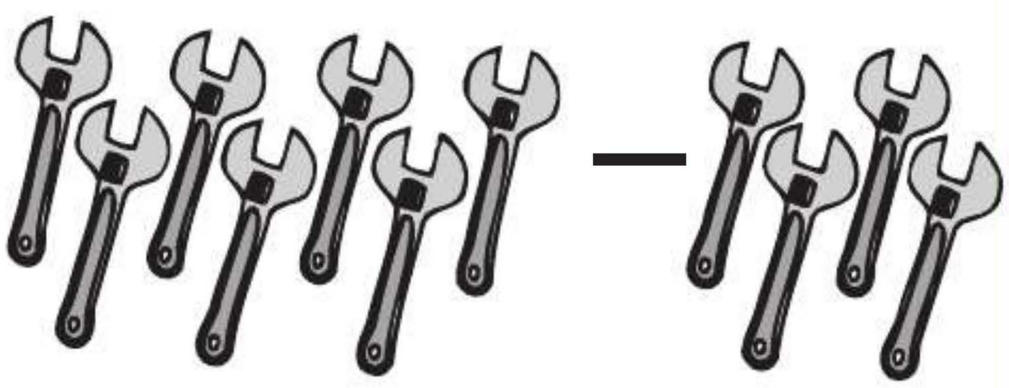

7 – 4 = ____

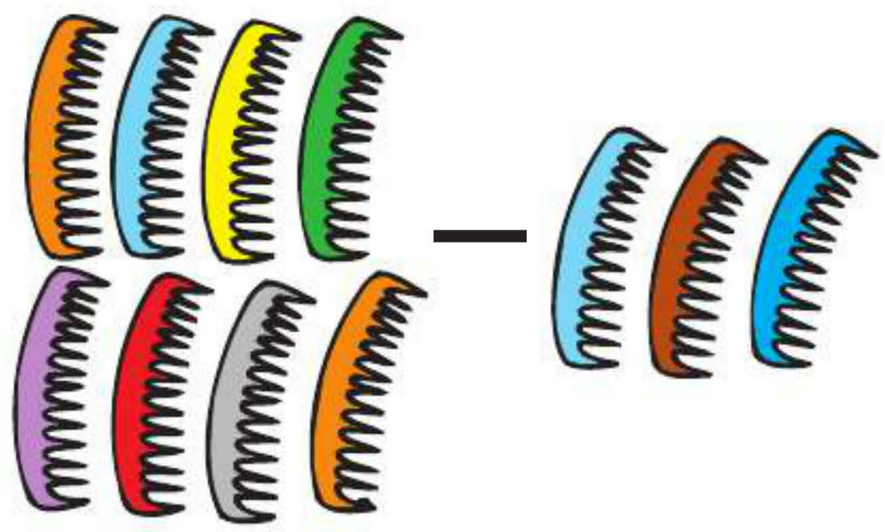

8 – 3 = ____

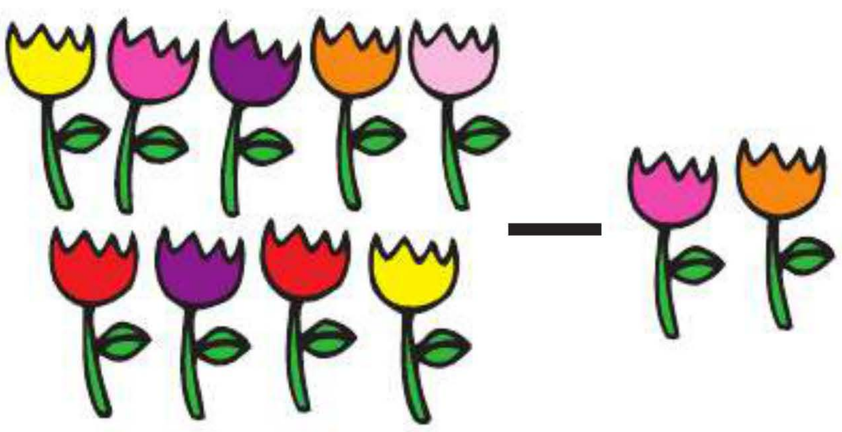

9 – 2 = ____



4 – 4 = ____

© Carson-Dellosa • CD-704554

Name _____

Picture Problems: Subtraction

Directions: Solve the number problem under each picture.



6 - 2 = ____

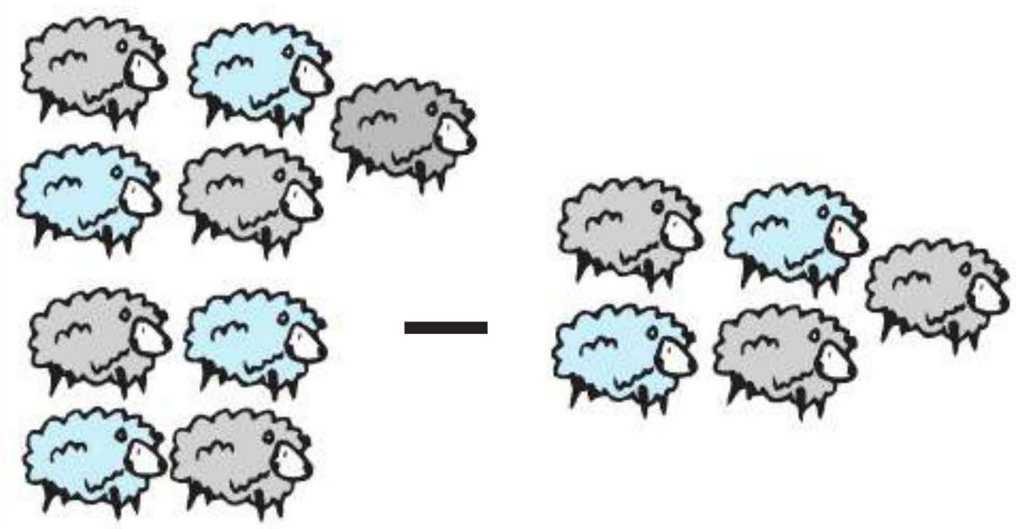

9 - 5 = ____

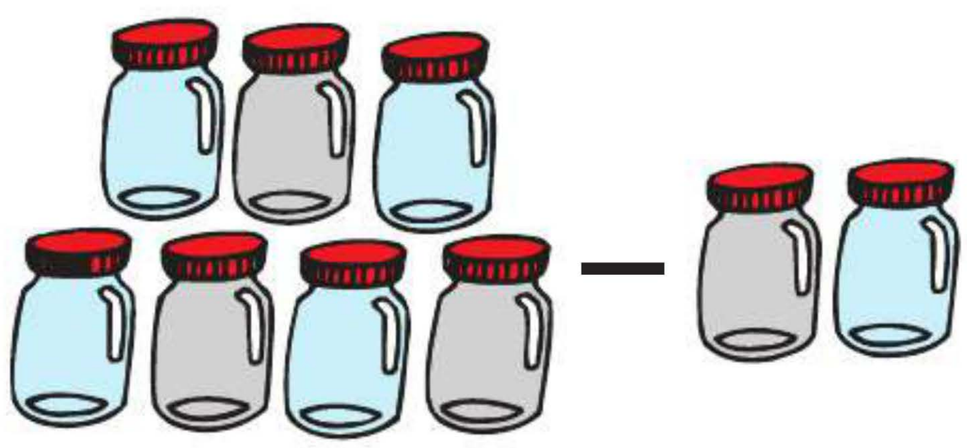

7 - 2 = ____

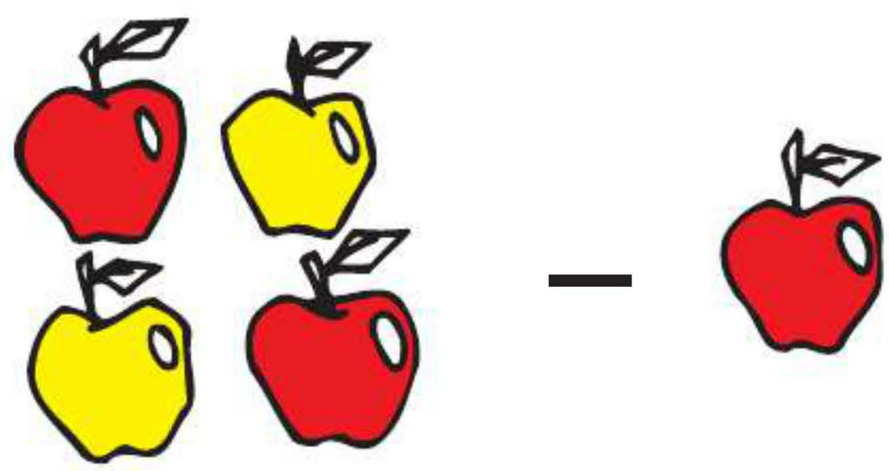

4 - 1 = ____



8 - 1 = ____

4 - 0 = ____

© Carson-Dellosa • CD-704554

Subtraction 1–5

Directions: Subtract the red numbers by crossing out that many flowers in the pot. Count the ones not crossed out to get the total.

Example: 2 – 1 = 1

5 – 2 = _____

4
– 2
_____

3
– 1
_____

4 – 3 = _____

© Carson-Dellosa • CD-704554

Name _____

Subtraction 1–5

Directions: Count the fruit in each bowl. Write your answer on the blank. Circle the problem that matches your answer.



4 _____

$$\begin{array}{r} 5 \\ -\ 1 \\ \hline \end{array} \qquad \begin{array}{r} 4 \\ -\ 2 \\ \hline \end{array}$$



_____

$$\begin{array}{r} 3 \\ -\ 0 \\ \hline \end{array} \qquad \begin{array}{r} 4 \\ -\ 2 \\ \hline \end{array}$$

_____

$$\begin{array}{r} 5 \\ -\ 1 \\ \hline \end{array} \qquad \begin{array}{r} 4 \\ -\ 3 \\ \hline \end{array}$$



_____

$$\begin{array}{r} 3 \\ -\ 2 \\ \hline \end{array} \qquad \begin{array}{r} 5 \\ -\ 0 \\ \hline \end{array}$$

© Carson-Dellosa • CD-704554

Subtraction 6–10

Directions: Count the flowers. Write your answer on the blank. Circle the problem that matches your answer.

_____

$$\begin{array}{r} 10 \\ -\ 1 \\ \hline \end{array} \qquad \begin{array}{r} 9 \\ -\ 1 \\ \hline \end{array}$$

_____

$$\begin{array}{r} 7 \\ -\ 2 \\ \hline \end{array} \qquad \begin{array}{r} 9 \\ -\ 3 \\ \hline \end{array}$$

_____

$$\begin{array}{r} 9 \\ -\ 6 \\ \hline \end{array} \qquad \begin{array}{r} 8 \\ -\ 0 \\ \hline \end{array}$$

_____

$$\begin{array}{r} 10 \\ -\ 2 \\ \hline \end{array} \qquad \begin{array}{r} 8 \\ -\ 1 \\ \hline \end{array}$$

© Carson-Dellosa • CD-704554

Name _____

Subtracting From 1, 2, and 3

Directions: Subtract.



3
- 1
2

3 – 1 = 2

2
- 1

2 – 1 = ____

3
- 2

3 – 2 = ____

1
- 0

1 – 0 = ____



3
- 0

3 – 0 = ____

1
- 1

1 – 1 = ____

2
- 2

2 – 2 = ____



3
- 3

3 – 3 = ____

© Carson-Dellosa • CD-704554

Subtracting From 4 and 5

Directions: Subtract.



5
- 1
4

5 – 1 = 4



4
- 3

4 – 3 = ____



5
- 4

5 – 4 = ____

4
- 4

4 – 4 = ____

5
- 2

5 – 2 = ____

4
- 2

4 – 2 = ____



5
- 3

5 – 3 = ____



4
- 1

4 – 1 = ____

© Carson-Dellosa • CD-704554

Name _____

Subtracting From 6

Directions: Subtract.



6
- 1
5

6 – 1 = 5



6
- 5

6 – 5 = ____

6
- 4

6 – 4 = ____

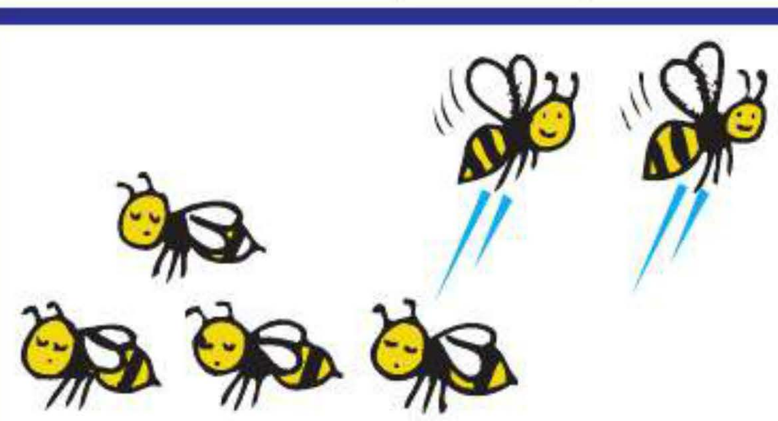

6
- 2

6 – 2 = ____



6
- 3

6 – 3 = ____



6
- 0

6 – 0 = ____

6	6	6	6	6	6
- 3	- 6	- 1	- 4	- 2	- 5
____	____	____	____	____	____

© Carson-Dellosa • CD-704554

Subtracting From 7

Directions: Subtract.

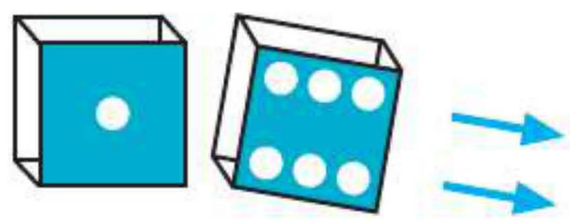

7
− 6
1

7 − 6 = 1

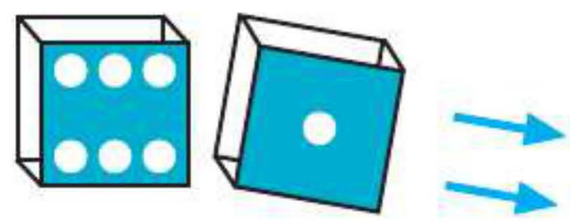

7
− 1

7 − 1 = ____

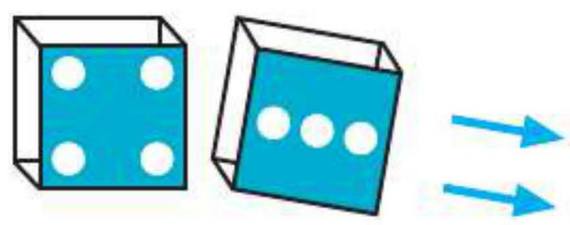

7
− 3

7 − 3 = ____

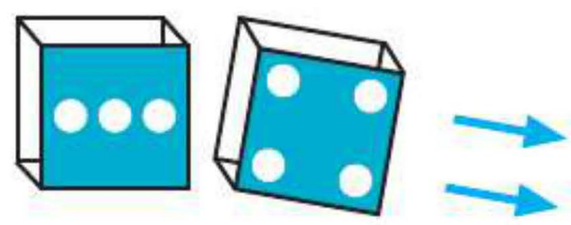

7
− 4

7 − 4 = ____

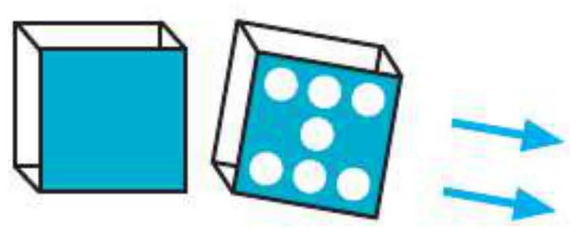

7
− 7

7 − 7 = ____



7
− 0

7 − 0 = ____

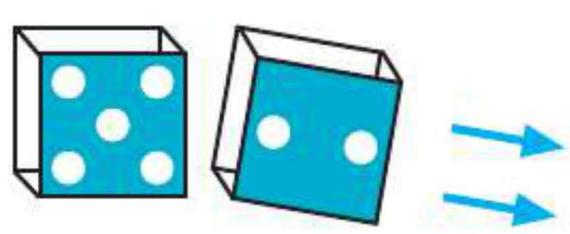

7
− 2

7 − 2 = ____

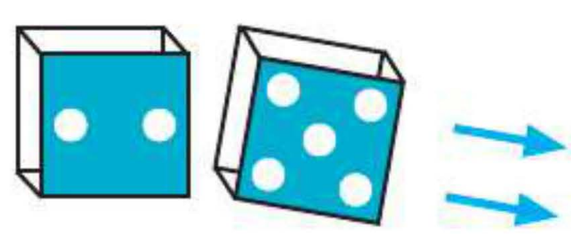

7
− 5

7 − 5 = ____

© Carson-Dellosa • CD-704554

Name _____

Subtracting From 8

Directions: Subtract.

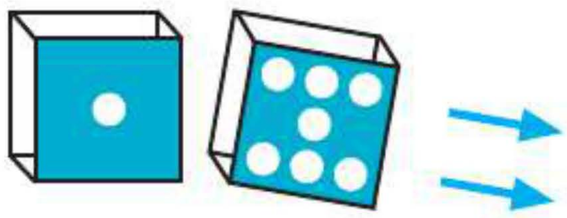

8
− 7
1

8 − 7 = 1

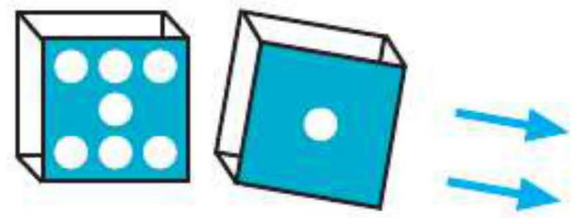

8
− 1

8 − 1 = ____

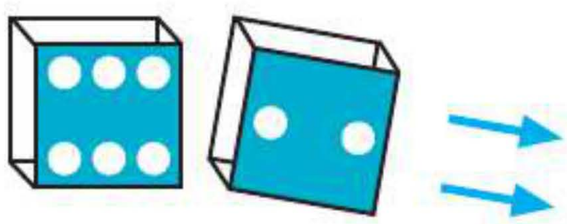

8
− 2

8 − 2 = ____

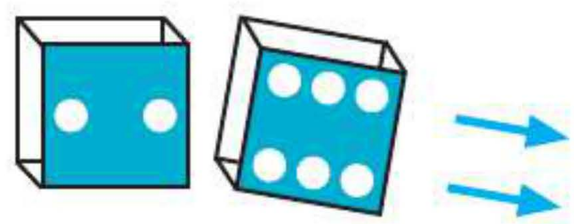

8
− 6

8 − 6 = ____

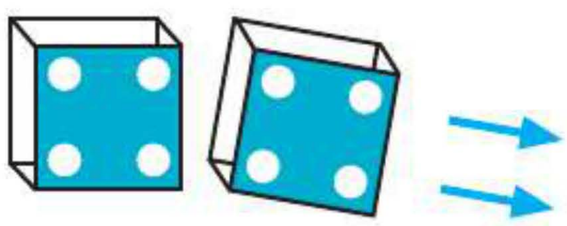

8
− 4

8 − 4 = ____

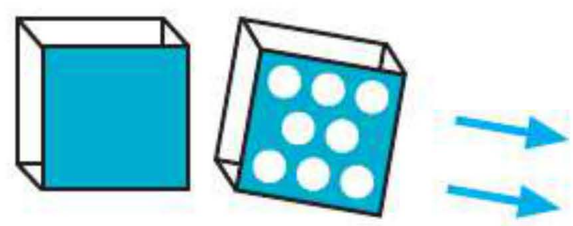

8
− 8

8 − 8 = ____

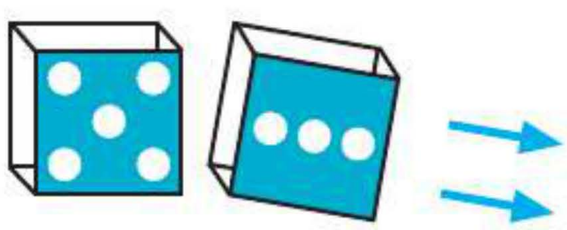

8
− 3

8 − 3 = ____

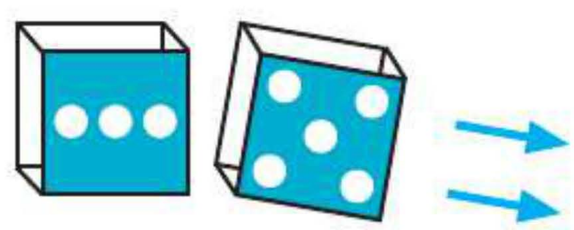

8
− 5

8 − 5 = ____

© Carson-Dellosa • CD-704554

Subtracting From 9

Directions: Subtract.

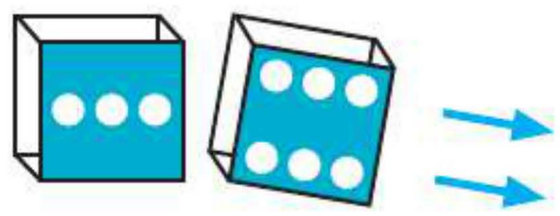

9
− 6
3

9 − 6 = 3

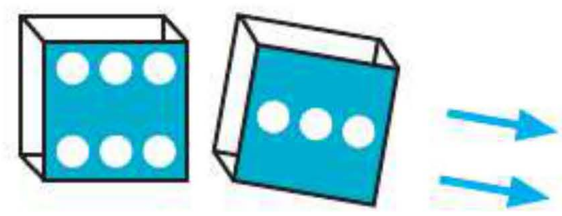

9
− 3

9 − 3 = ____

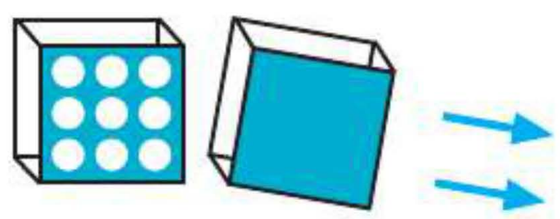

9
− 0

9 − 0 = ____

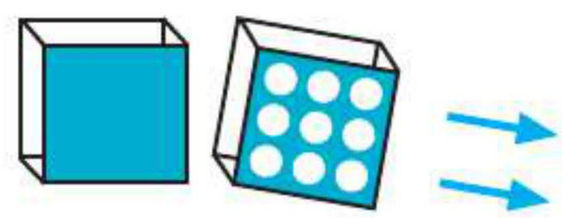

9
− 9

9 − 9 = ____

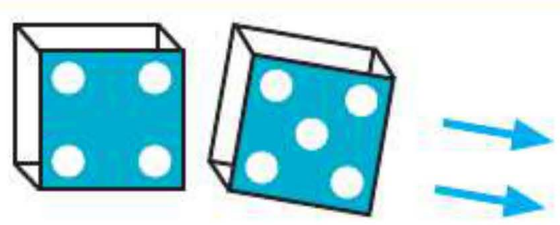

9
− 5

9 − 5 = ____

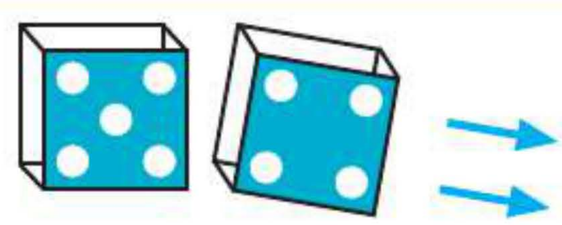

9
− 4

9 − 4 = ____

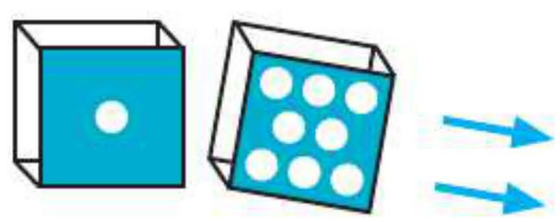

9
− 8

9 − 8 = ____

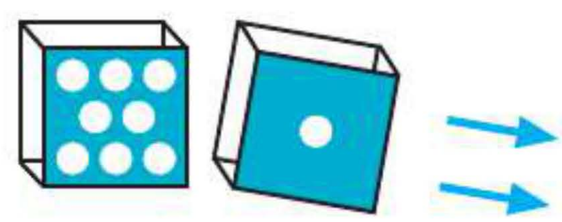

9
− 1

9 − 1 = ____

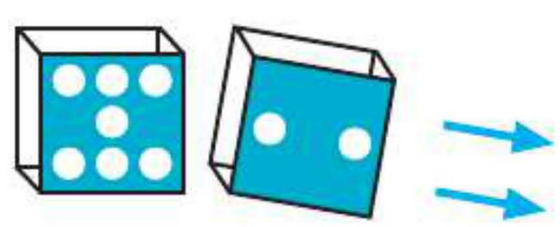

9
− 2

9 − 2 = ____

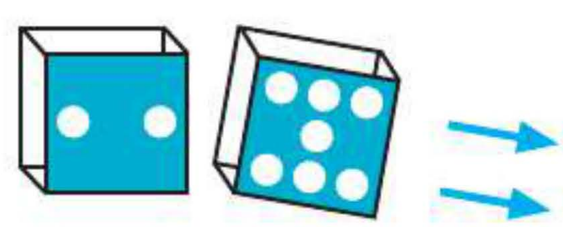

9
− 7

9 − 7 = ____

© Carson-Dellosa • CD-704554

Name _____

Subtracting From 10

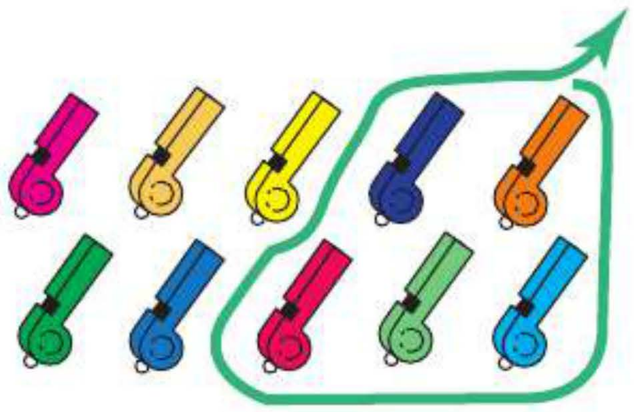

10
- 5
5

10 – 5 = 5

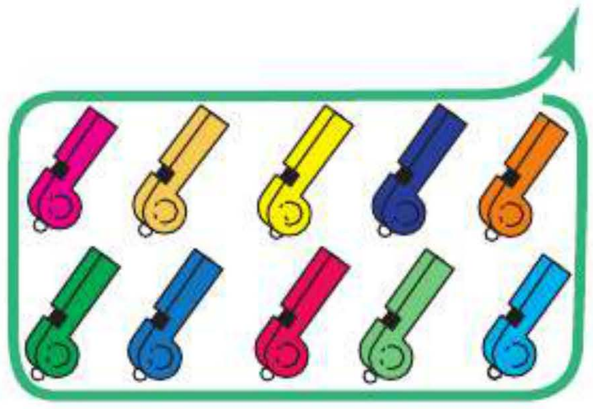

10
- 10
0

10 – 10 = 0

Directions: Subtract.



10
- 1

10 – 1 = ____

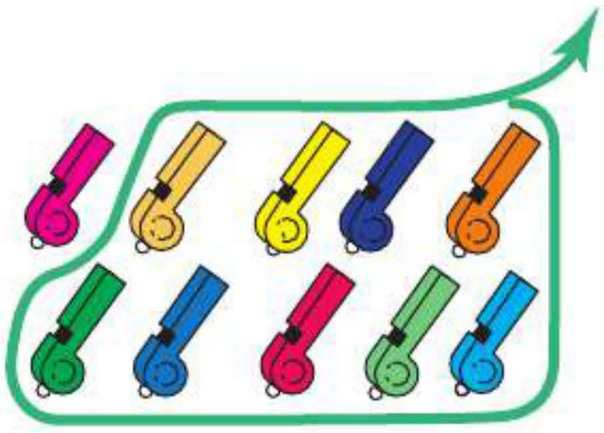

10
- 9

10 – 9 = ____

10 – 7 = ____

10
- 7

10
- 3

10 – 3 = ____

10 – 4 = ____

10
- 4

10
- 6

10 – 6 = ____

10 – 8 = ____

10
- 8

10
- 2

10 – 2 = ____

10 – 0 = ____

10
- 0

10
- 7

10
- 1

10
- 5

10
- 10

10
- 2

10
- 6

© Carson-Dellosa • CD-704554

"Berry" Tasty

Directions: Solve the subtraction sentences below. Use the code to color the picture.

Code:

0 = green	2 = blue	4 = black
1 = brown	3 = purple	6 = pink



© Carson-Dellosa • CD-704554

Name _____

Sea Creature Subtraction

Directions: Look at the pictures. Complete the subtraction sentences.

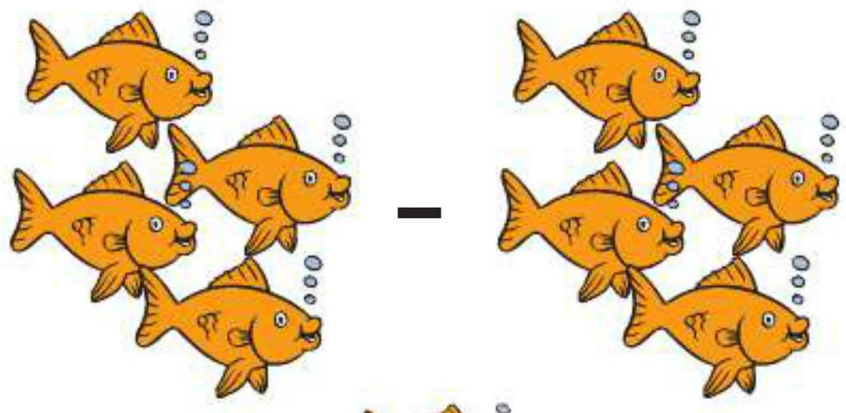

How many  s are left?

4 – 4 = 0

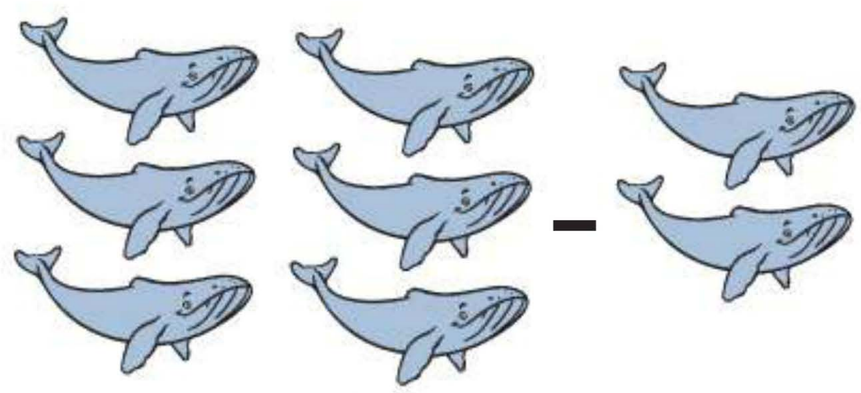

How many s are left?

6 – 2 = ___

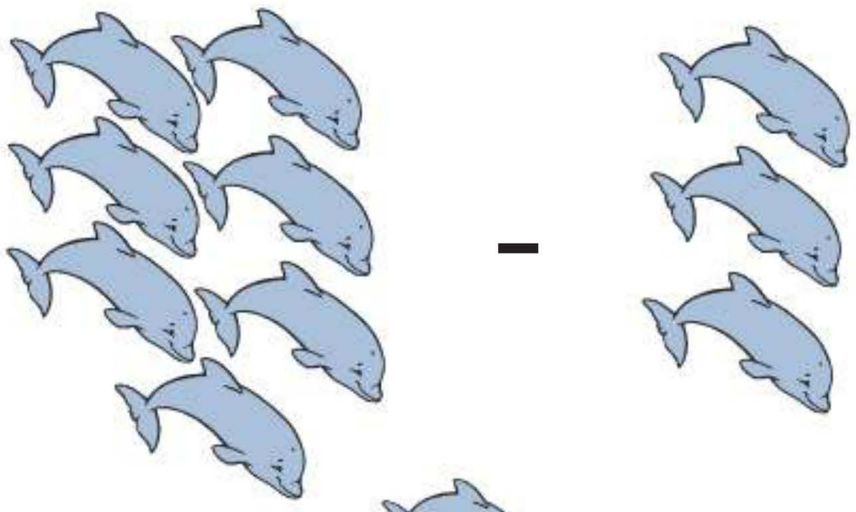

How many  s are left?

7 – 3 = ___

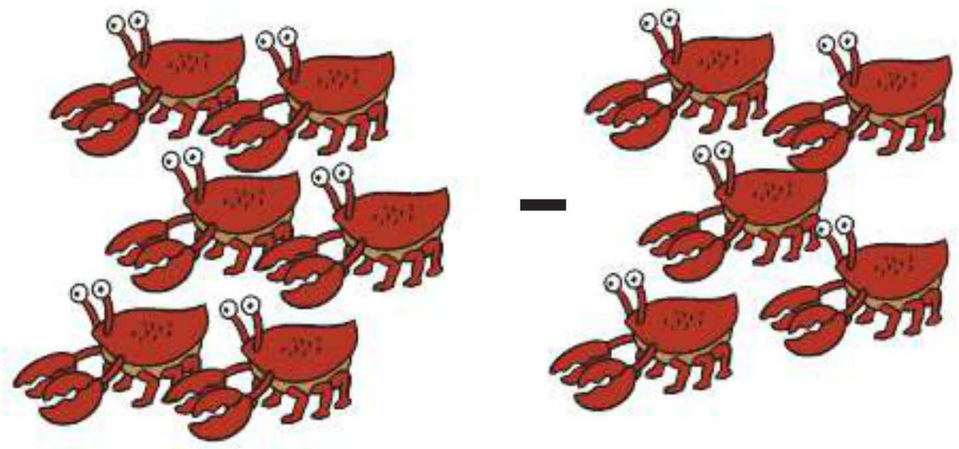

How many s are left?

6 – 5 = ___

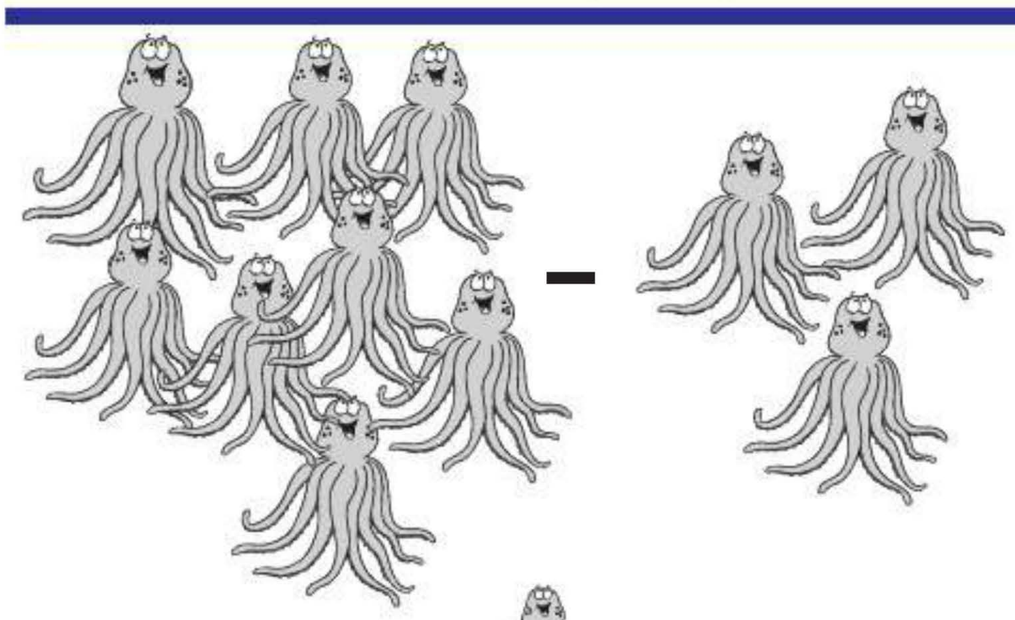

How many s are left?

8 – 3 = ___



How many s are left?

5 – 2 = ___

© Carson-Dellosa • CD-704554

Transportation Problems

Directions: Look at the pictures. Complete the subtraction sentences.



4 – 1 = 3

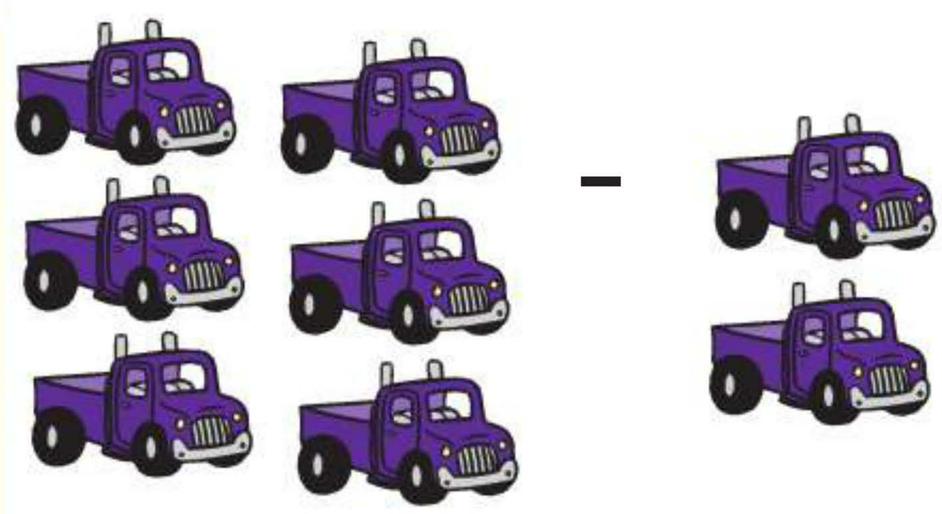

6 – 2 = ___

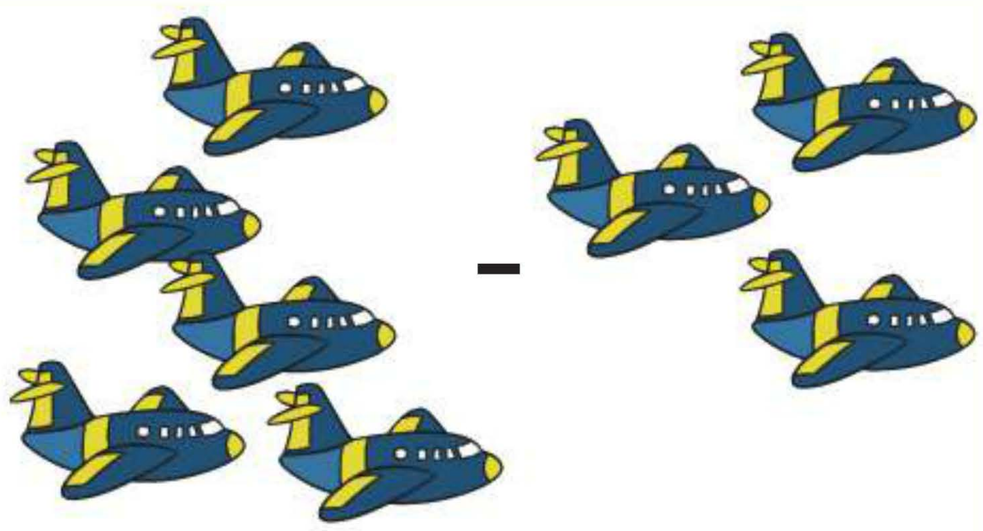

5 – 3 = ___

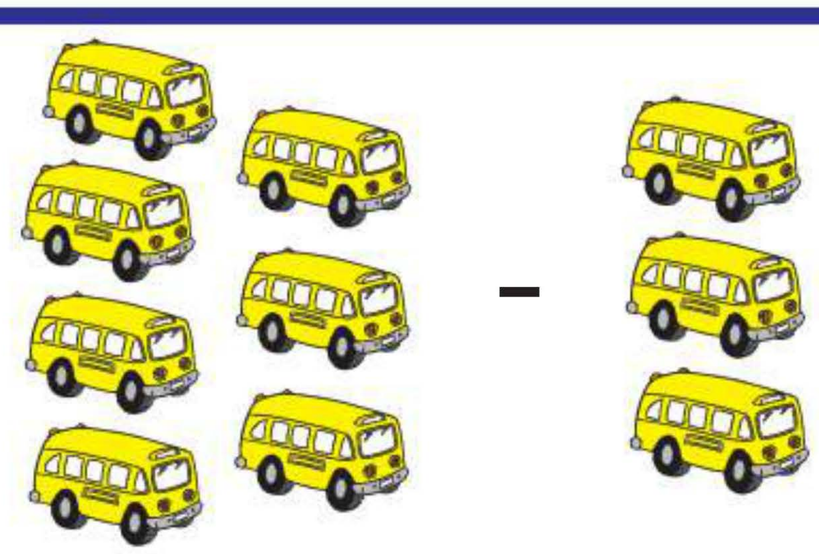

7 – 3 = ___

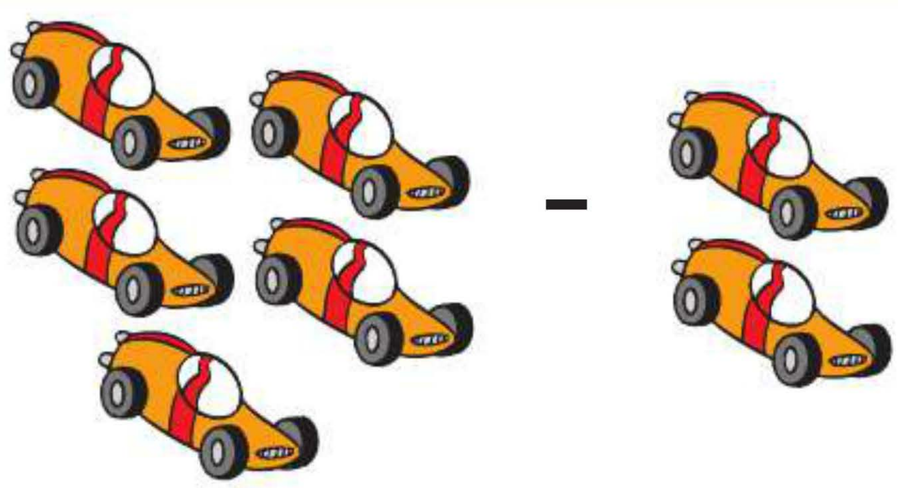

5 – 2 = ___

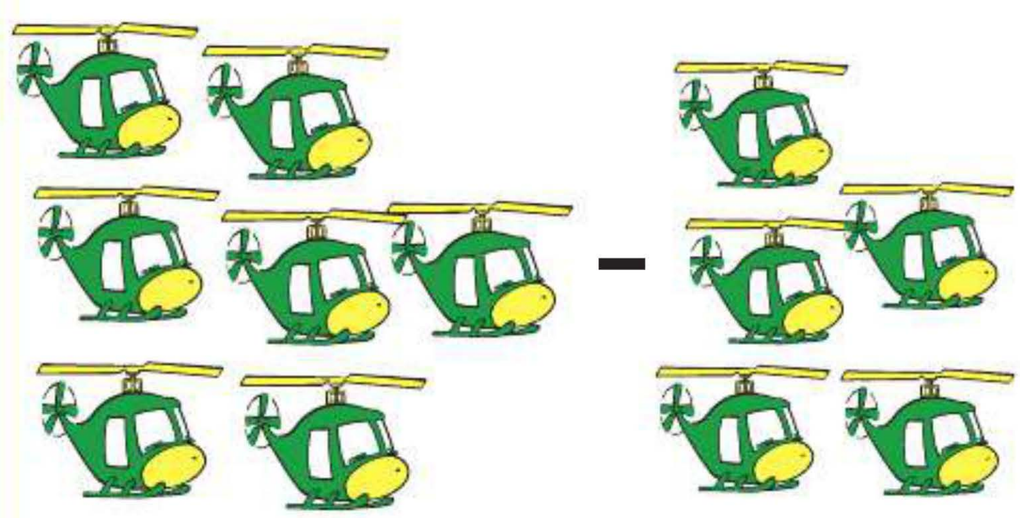

7 – 5 = ___

© Carson-Dellosa • CD-704554

Name _____

A Whale of a Job!

Directions: Use fish crackers to subtract. Put the number of fish needed in the "water." Then, take them away by sliding them into the whale's mouth. Count how many fish are left.



7 −3 ____	9 −2 ____	6 −4 ____	5 −2 ____	8 −3 ____
9 −3 ____	6 −3 ____	7 −5 ____	8 −2 ____	5 −1 ____

8 − 4 = ____ 6 − 2 = ____ 7 − 4 = ____

© Carson-Dellosa • CD-704554

Subtracting

Four hungry cats went on a picnic.



Two cats spotted some mice and took off to catch them!



Directions: Solve the subtraction problem by answering the questions.

How many cats went on the picnic? _____

How many cats ran after the mice? _____

How many cats were left? _____

Now, write the missing numbers in this subtraction problem.

4 - _____ = _____

You would say:

Four minus _____ equals _____.

© Carson-Dellosa • CD-704554

Name _____

How Many Animals Are Left?

Directions: The key word **left** tells you to subtract. Circle the key word **left**. Write a number sentence to solve each subtraction problem.



1. Bill had 10 kittens, but 4 of them ran away. How many kittens does he have left?

10 – 4 = 6

2. There were 12 rabbits eating in the garden. Dogs chased 3 of them away. How many rabbits were left?

_____

3. There were 14 frogs on the bank of the pond. Then, 9 of them hopped into the water. How many frogs were left on the bank?

_____

4. Bill saw 11 birds eating from the bird feeders in his backyard. A cat scared 7 of them away. How many birds were left at the feeders?

_____

5. Bill counted 15 robins in his yard. Then, 8 of the robins flew away. How many robins were left in the yard?

_____

© Carson-Dellosa • CD-704554

Subtraction

Directions: Solve the problems. Once there was a monster named Miles, who spent every day playing marbles. He kept his 20 favorite marbles in a beautiful marble bag. One day, he grabbed his marbles and went to play with his friends.

At Wilbur's house, he lost 10 marbles. How many marbles did he have left?

Fill in the blank and carry down the total to the next blank.

20 – 10 = _____

At Rosie's house, he lost 2 more! Carry down the total to the next blank.

_____ – 2 = _____

At Fuddy's house, he lost 3 more! **_____ – 3 = _____**

At Matilda's house, he lost 4 more! **_____ – 4 = _____**

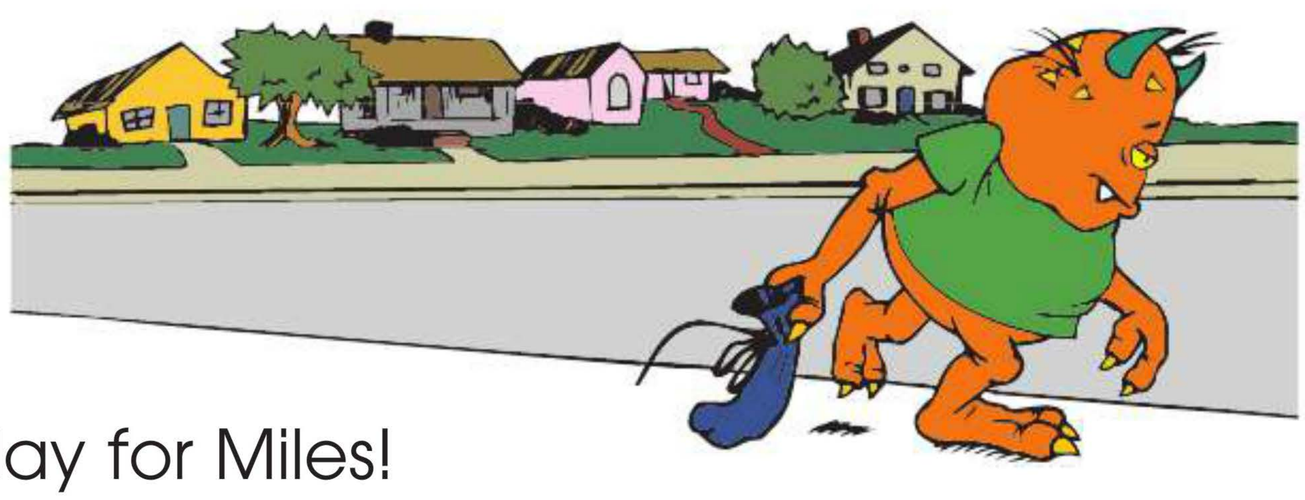

What a sad day for Miles!
How many marbles did he have left? _____

© Carson-Dellosa • CD-704554

Name _____

How Many Left?

Directions: Solve each problem.

There are 10 white .

There are 4 blue .

How many more white than blue are there? _____

$$\begin{array}{r} 10 \\ -\ 4 \\ \hline \end{array}$$

---

10 are on the table.

2 are broken.

How many are not broken? _____

There are 9 .

6 swim away.

How many are left? _____

Joni wants 9 .

She has 5 .

How many more does she need? _____

There were 10 .

5 melted.

How many did not melt? _____

© Carson-Dellosa • CD-704554

Name _____

What's Left?

Directions: Look at the pictures. Complete the subtraction sentences.



6 – 2 = _____



9 – 5 = _____



7 – 2 = _____



4 – 1 = _____

8 – 1 = _____

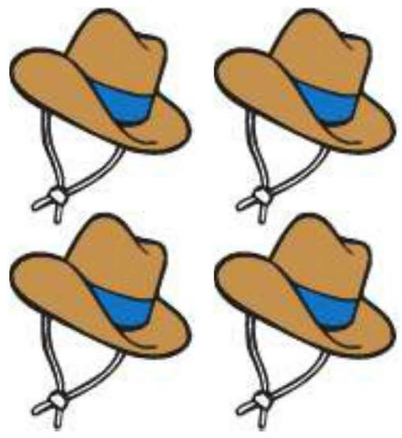

4 – 0 = _____

© Carson-Dellosa • CD-704554

Name _____

Take It Away!

Directions: Look at the pictures. Complete the subtraction sentences.



5 – 2 = _____

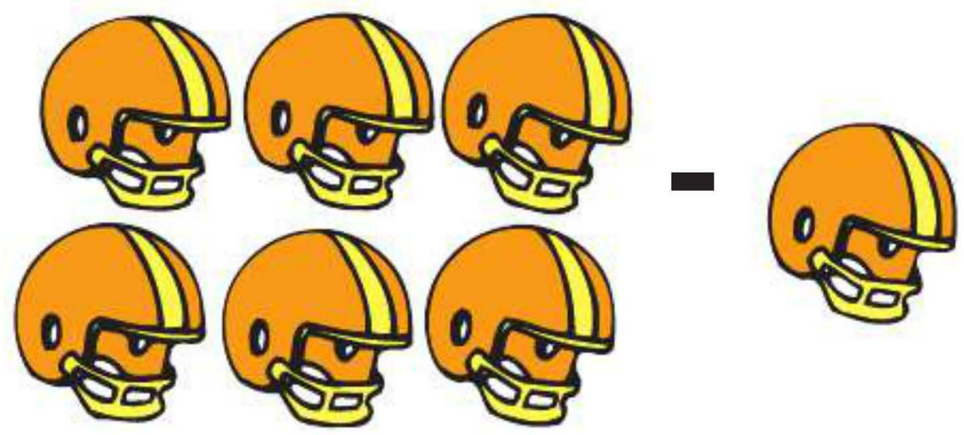

6 – 1 = _____



7 – 4 = _____

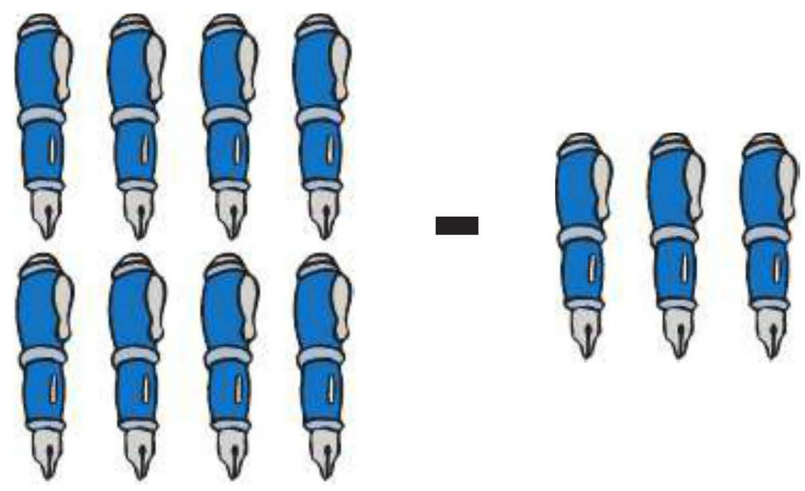

8 – 3 = _____



9 – 2 = _____



4 – 4 = _____

© Carson-Dellosa • CD-704554

Name _____

Sweet Treats

Directions: Count the candy in each dish. Write the number on the line by each dish. Circle each problem with the same answer.



_____

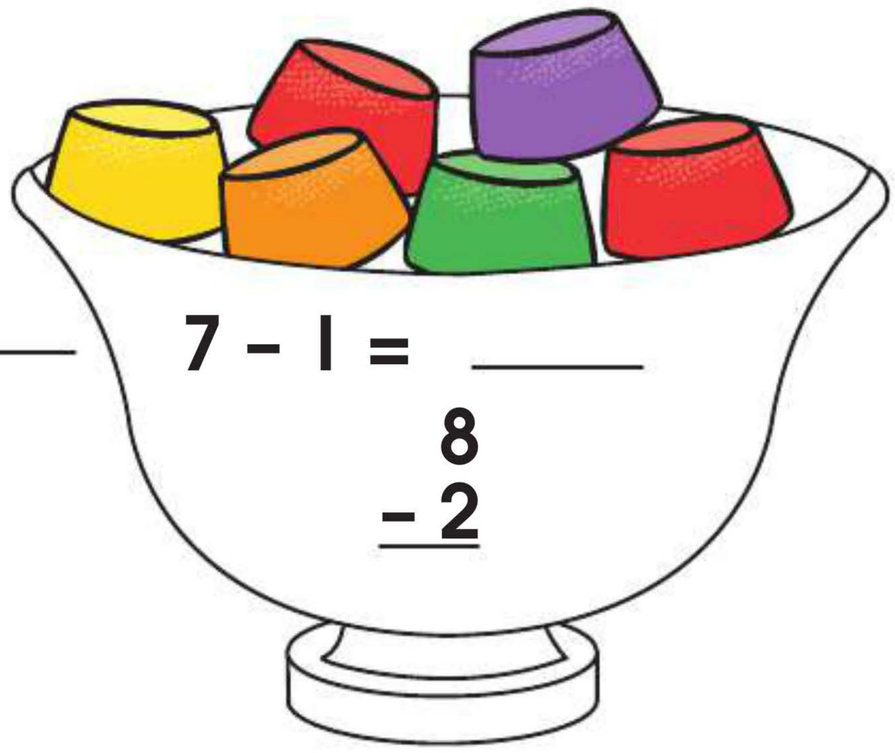

_____

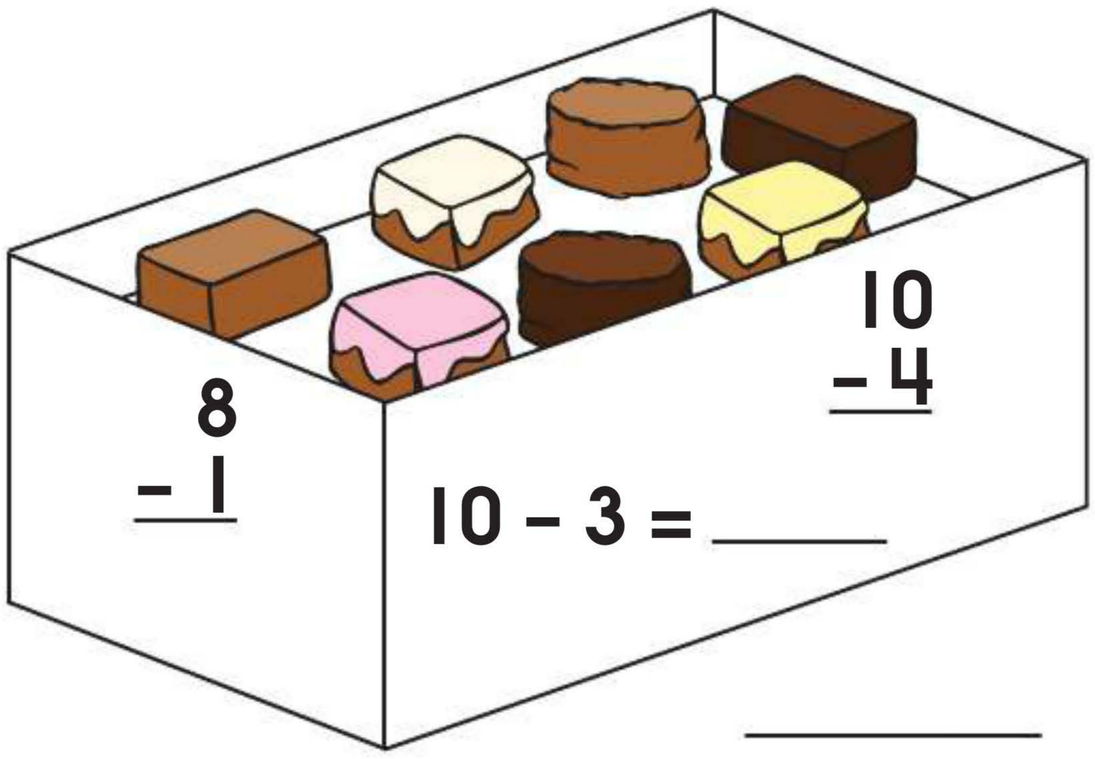

_____

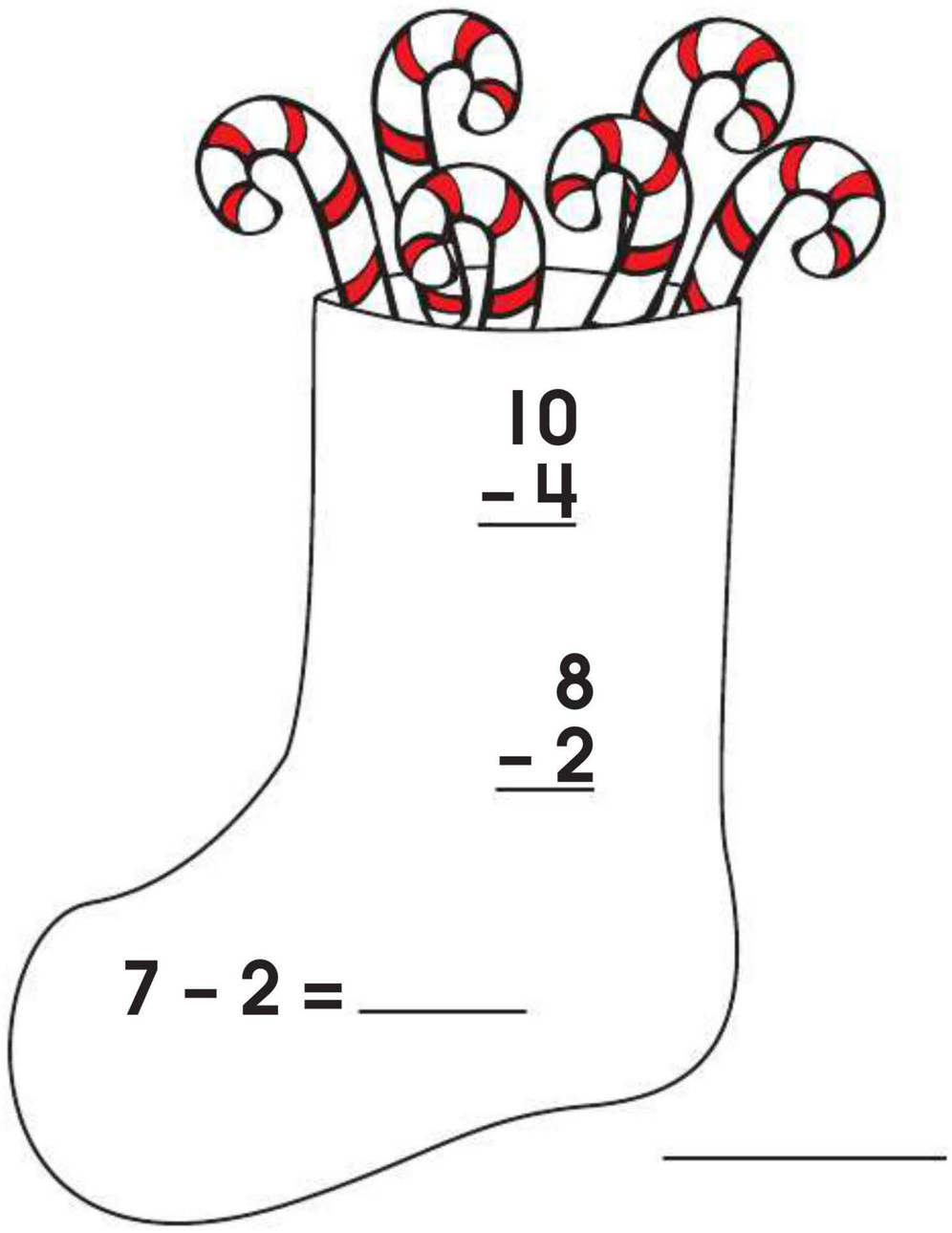

_____

_____

© Carson-Dellosa • CD-704554

Name _____

Something Fishy

Directions: Solve the subtraction problems.

5 − 3 = ____

6 − 1 = ____

2 − 0 = ____

1 − 1 = ____

4 − 3 = ____

3 − 1 = ____

9 − 2 = ____

7 − 4 = ____

10 − 5 = ____

8 − 6 = ____

7 − 2 = ____

6 − 3 = ____

10 − 2 = ____

8 − 3 = ____

6 − 4 = ____

5 − 2 = ____

9 − 6 = ____

4 − 1 = ____

© Carson-Dellosa • CD-704554

Name _____

A Swinging Adventure

Directions: Solve the subtraction problems.

10 − 5	7 − 2	6 − 3	4 − 3	3 − 2		
8 − 6	10 − 7	7 − 1	10 − 1	7 − 4		
2 − 1	6 − 4	8 − 4	9 − 5	8 − 1	9 − 2	10 − 3
8 − 7	9 − 6	5 − 4	10 − 6	7 − 3	4 − 2	6 − 2
10 − 8	5 − 1	9 − 5	9 − 3	8 − 5	7 − 3	6 − 4

© Carson-Dellosa • CD-704554

Name _____

Three in a Row

Directions: Solve each subtraction problem. Then, draw a line to connect the three answers in each row that are the same.

12 – 9 = _____	11 – 2 = _____	9 – 8 = _____	10 – 7 = _____	12 – 3 = _____	11 – 2 = _____
8 – 6 = _____	7 – 4 = _____	7 – 5 = _____	12 – 7 = _____	9 – 0 = _____	8 – 5 = _____
7 – 3 = _____	10 – 1 = _____	11 – 8 = _____	11 – 4 = _____	9 – 2 = _____	12 – 5 = _____





9 – 7 = _____	11 – 9 = _____	10 – 2 = _____	7 – 7 = _____	11 – 6 = _____	9 – 1 = _____
11 – 5 = _____	9 – 3 = _____	12 – 6 = _____	10 – 3 = _____	9 – 4 = _____	10 – 0 = _____
8 – 1 = _____	12 – 7 = _____	9 – 5 = _____	8 – 8 = _____	10 – 5 = _____	12 – 4 = _____

© Carson-Dellosa • CD-704554

Flower Power

Directions: Subtract to find the difference.

6	11	15	11			
− 3	− 4	− 6	− 6			
12	10	12	10	13	8	12
− 3	− 6	− 4	− 5	− 5	− 7	− 3
14	17	11	15	14	10	13
− 8	− 9	− 8	− 7	− 9	− 3	− 4
9	12	14	8	12	18	14
− 6	− 9	− 6	− 5	− 7	− 9	− 6
8	12	18	14	13	13	17
− 5	− 7	− 9	− 6	− 8	− 6	− 8

© Carson-Dellosa • CD-704554

Name _____

Picture Problems: Addition and Subtraction

Directions: Solve the number problem under each picture. Write **+** or **–** to show if you should add or subtract.



How many s in all?

4 + 5 = 9

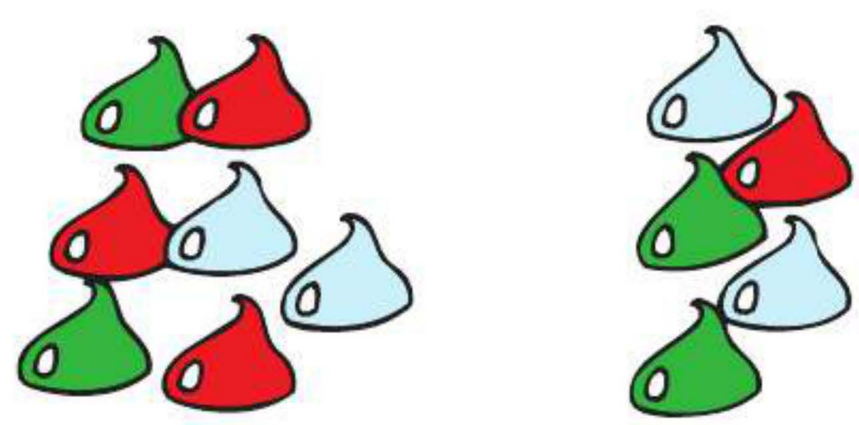

How many s in all?

7 5 = _____



How many s are left?

12 3 = _____

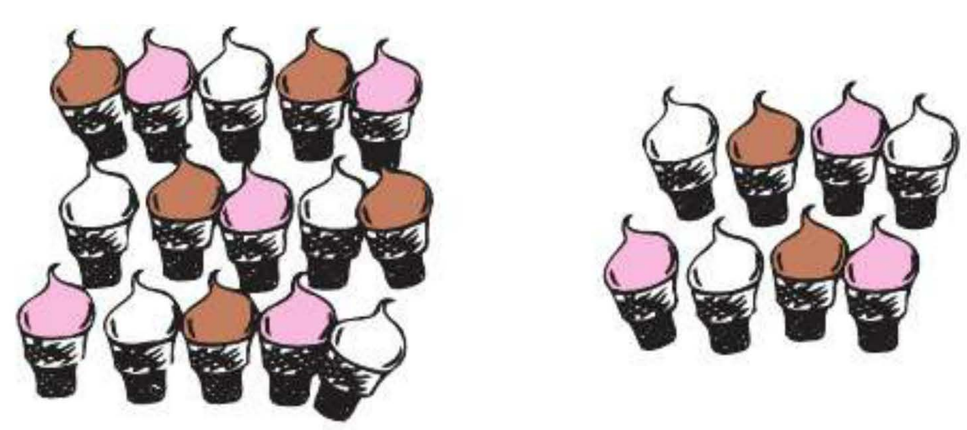

How many s are left?

15 8 = _____

How many s in all?

5 8 = _____

How many s are left?

11 4 = _____

© Carson-Dellosa • CD-704554

Picture Problems: Addition and Subtraction

Directions: Solve the number problem under each picture. Write **+** or **–** to show if you should add or subtract.



How many s in all?

7 5 = _____

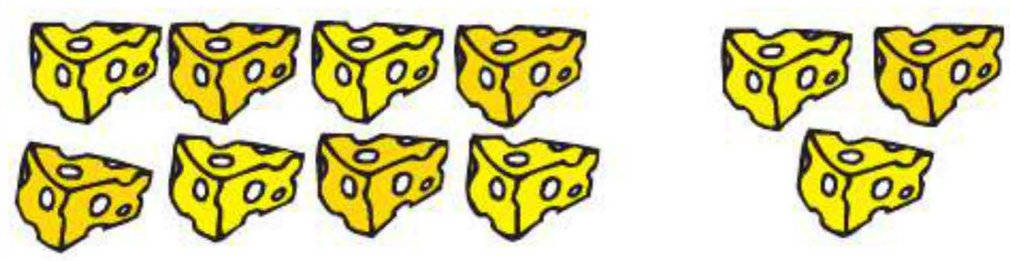

How many s are left?

8 3 = _____

How many s are left?

9 4 = _____



How many s in all?

14 1 = _____



How many s are left?

15 6 = _____

How many s in all?

9 5 = _____

© Carson-Dellosa • CD-704554

Name _____

Puppy Problems

Directions: Look at the pictures. Complete the number sentences.

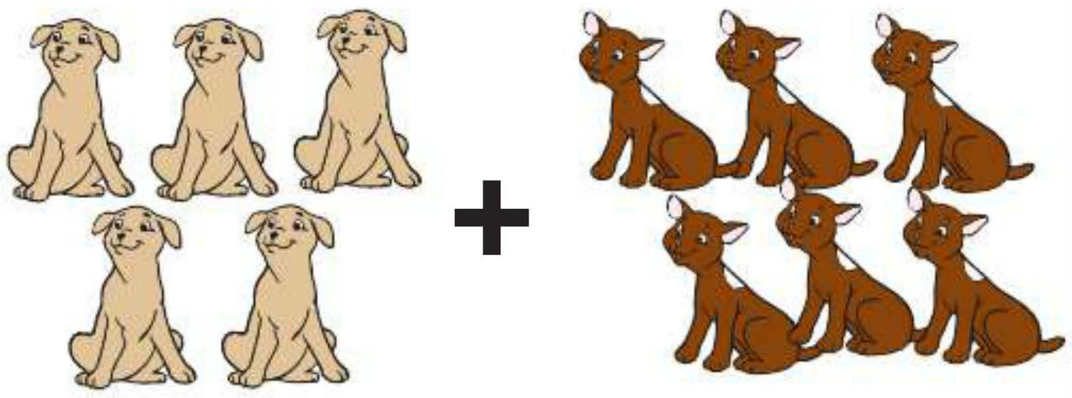

5 ◯ 6 = _____

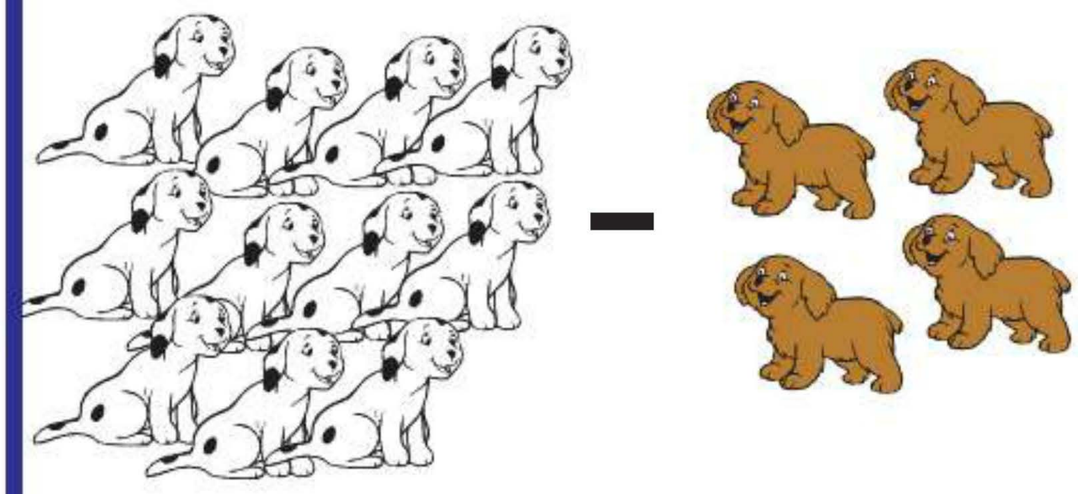

11 ◯ 4 = _____

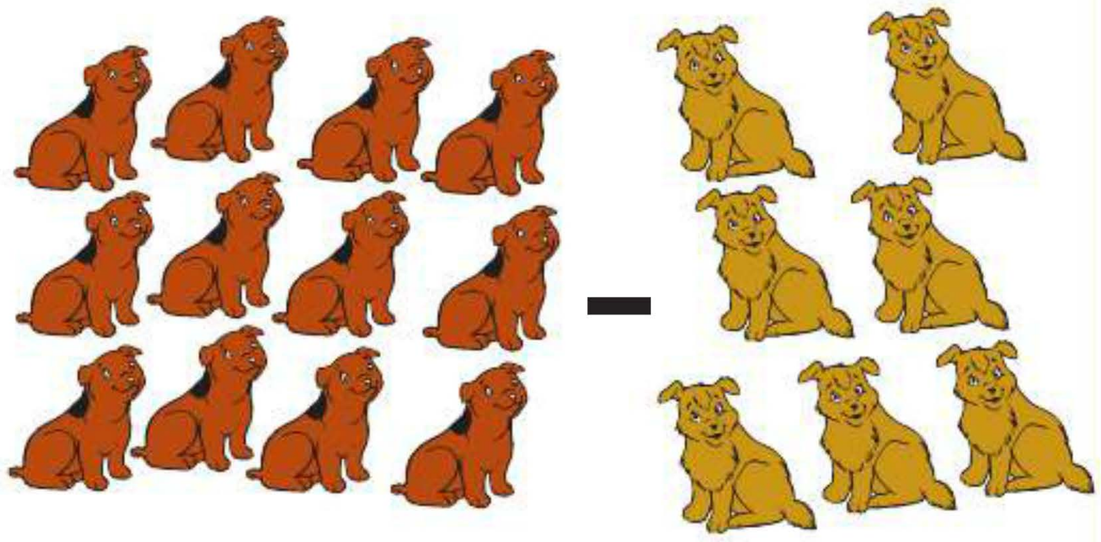

12 ◯ 7 = _____



7 ◯ 6 = _____

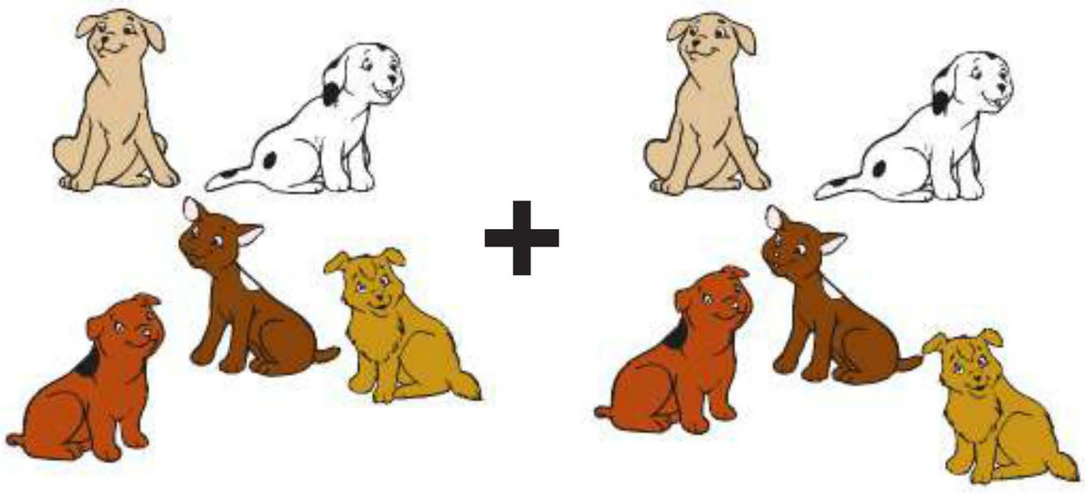

5 ◯ 5 = _____

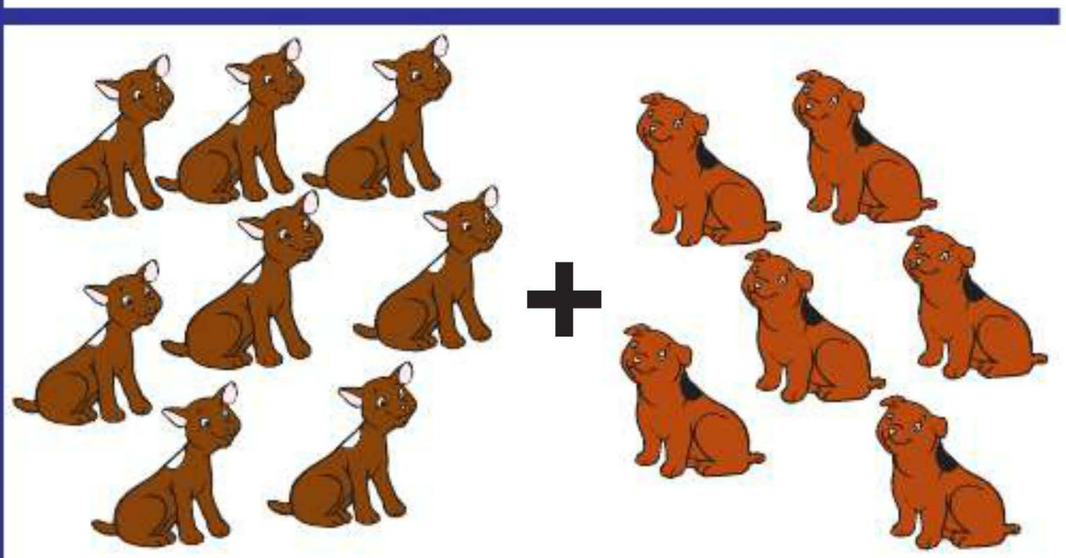

8 ◯ 6 = _____

© Carson-Dellosa • CD-704554

Calling All Cats

Directions: Look at the pictures. Complete the number sentences.

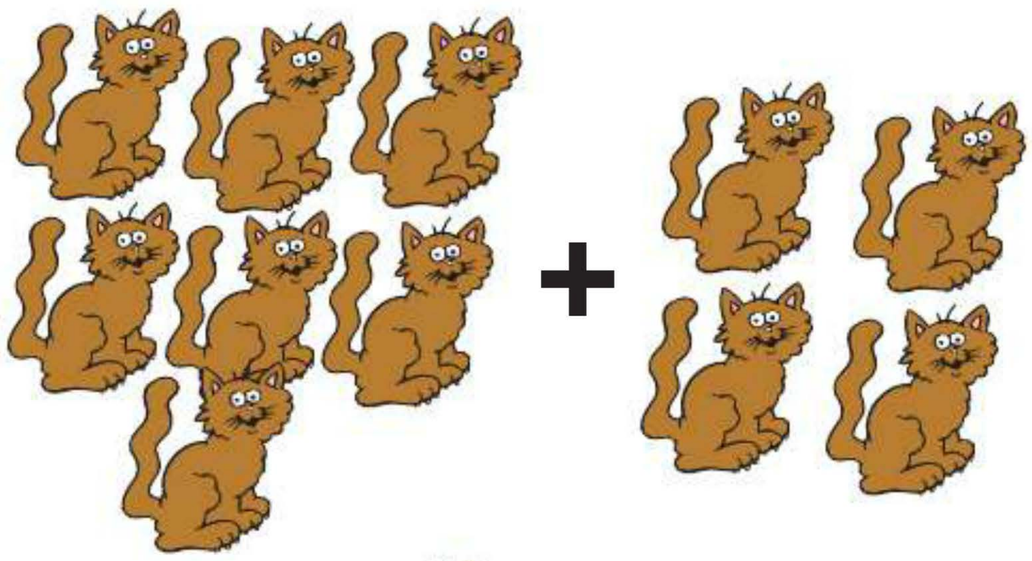

How many s are there in all?

7 ◯ 4 = _____



How many s are there in all?

6 ◯ 8 = _____

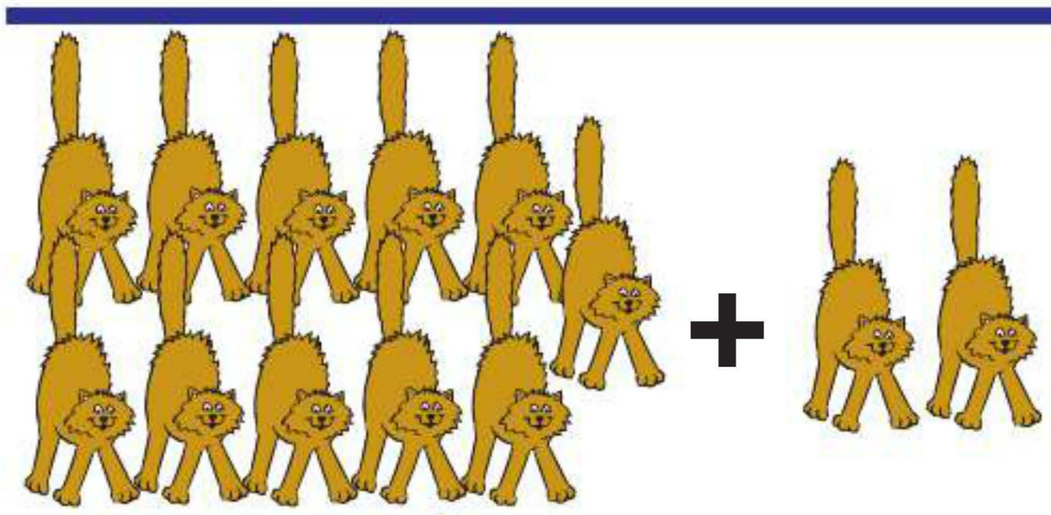

How many s are there in all?

11 ◯ 2 = _____

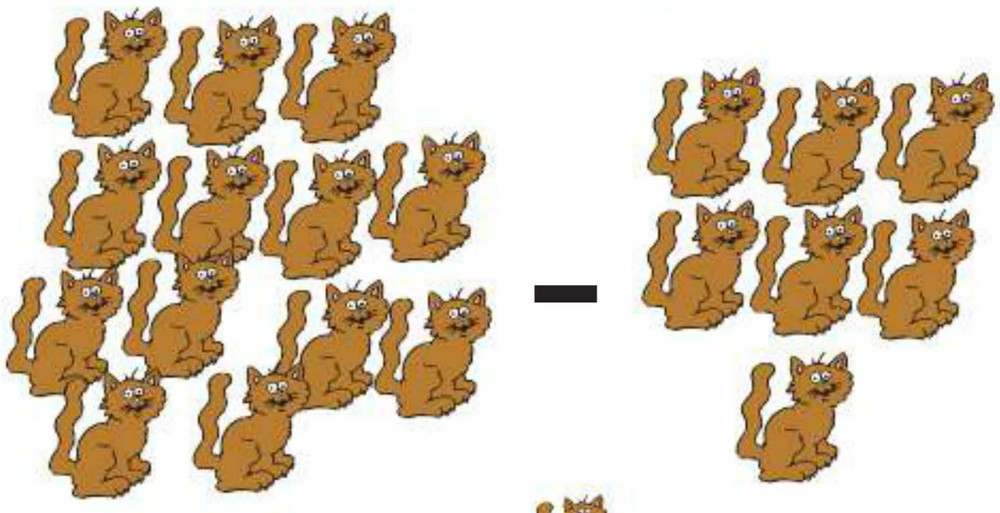

How many s are left?

13 ◯ 7 = _____

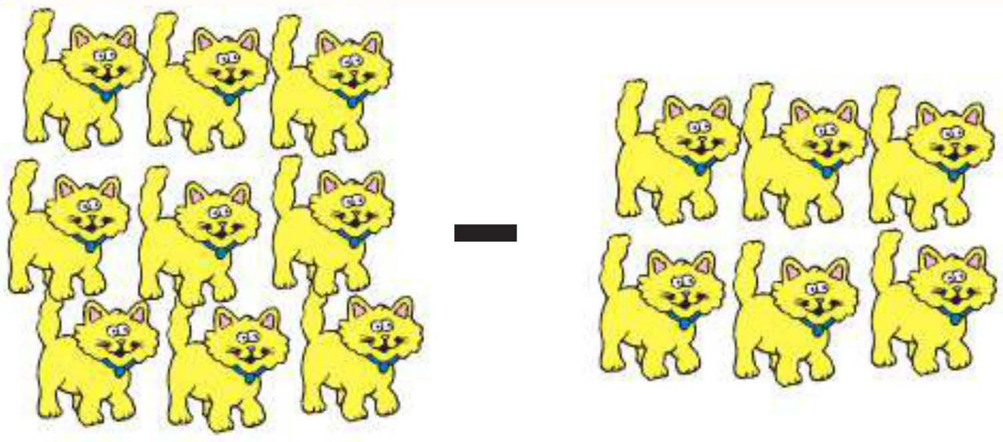

How many s are left?

9 ◯ 6 = _____

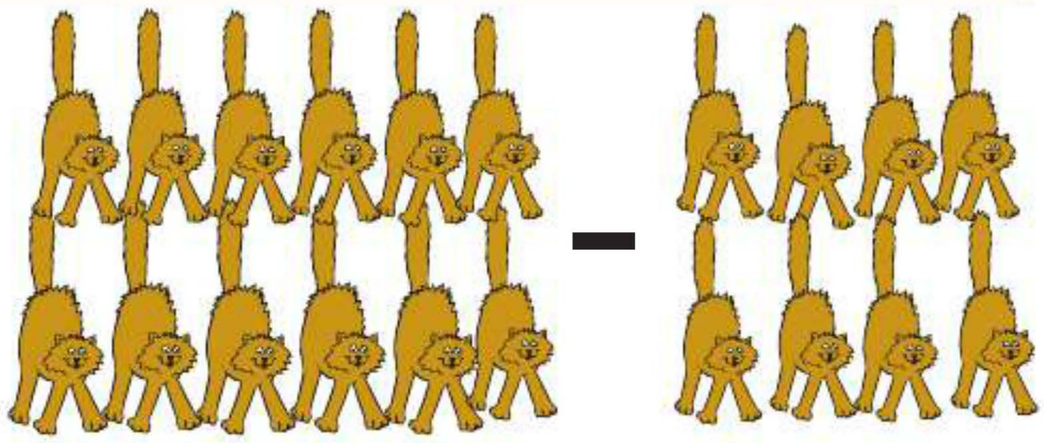

How many s are left?

12 ◯ 8 = _____

© Carson-Dellosa • CD-704554

Name _____

It's Show Time!

Directions: It's time for Ellie and Elmer to perform! Look at the problems below. Write + or – to complete each number sentence. Then, connect all the + peanuts to lead Ellie to her stool. Connect all the – peanuts to connect Elmer to his stool.



Ellie



Elmer

3 ___ 2 = 5

2 ___ 6 = 8

10 ___ 8 = 2

8 ___ 2 = 6

5 ___ 4 = 9

7 ___ 3 = 4

9 ___ 4 = 5

10 ___ 3 = 7

5 ___ 5 = 10

3 ___ 3 = 0

9 ___ 1 = 10

7 ___ 5 = 2

6 ___ 3 = 3

6 ___ 4 = 10

5 ___ 2 = 7

5 ___ 3 = 8

2 ___ 7 = 9

© Carson-Dellosa • CD-704554

Add or Subtract?

Directions: The key words " in all" tell you to add. The key word "left" tells you to subtract. Circle the key words and write **+** or **–** in the circles. Then, solve the problems.

1. The pet store has 3 large dogs and 5 small dogs. How many dogs are there in all?

3 (+) 5 = ___

2. The pet store had 9 parrots and then sold 4 of them. How many parrots does the pet store have left?

9 ( ) 4 = ___

3. At the pet store, 3 of the 8 kittens were sold. How many kittens are left in the pet store?

8 ( ) 3 = ___

4. The pet store gave Linda's class 2 adult gerbils and 9 young ones. How many gerbils did Linda's class get in all?

2 ( ) 9 = ___

5. The monkey at the pet store has 5 rubber toys and 4 wooden toys. How many toys does the monkey have in all?

5 ( ) 4 = ___

© Carson-Dellosa • CD-704554

Name _____

Playing in the Park

Directions: Circle "add" or "subtract." Then, write a number sentence to solve each problem.

1. There are 6 swings. 4 children are swinging. How many swings are empty?

   add subtract

   ___ ◯ ___ = ___ swings

2. The slide has 8 steps. Craig climbed 3 steps. How many more steps must he climb?

   add subtract

   ___ ◯ ___ = ___ steps

3. Ellen went across the monkey bars 5 times. So did Brooke. How many times did both girls go across?

   add subtract

   ___ ◯ ___ = ___ times

4. 3 girls sat on one park bench. 3 boys sat on another bench. How many children are sitting on both benches?

   add subtract

   ___ ◯ ___ = ___children

© Carson-Dellosa • CD-704554

Addition and Subtraction

Directions: Solve the problems. Remember, addition means "putting together" or adding two or more numbers to find the sum. Subtraction means "taking away" or subtracting one number from another.

1 + 3 = ____ 4 – 3 = ____ 4 + 5 = ____

6 + 1 = ____ 7 – 2 = ____ 8 – 4 = ____



9 – 1 = ____ 10 – 3 = ____

5 – 2 = ____ 6 + 3 = ____

8 + 2 = ____ 5 + 5 = ____

© Carson-Dellosa • CD-704554

Name _____

Color Fruit

Directions: Solve the sentences below. Use the code to color the fruit.

3 = yellow	5 = orange	7 = yellow	9 = red
4 = red	6 = purple	8 = green	10 = brown

9
− 4



3
+ 7



6
− 3



1
+ 3

9
− 2



7
+ 2



9
− 1

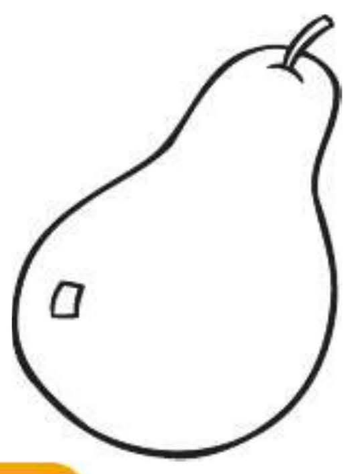

6
+ 3



8
− 2

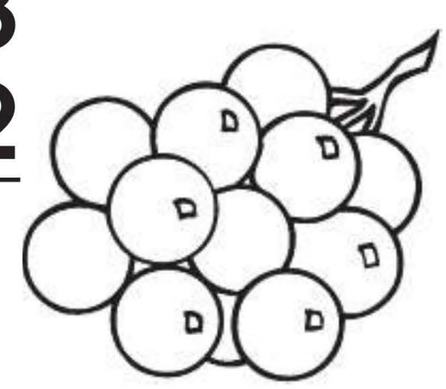

© Carson-Dellosa • CD-704554

Take it Slow!

Directions: Solve the sentences below. Use the code to color the turtle.

Code:
2 = red
3 = blue
4 = yellow
5 = green



© Carson-Dellosa • CD-704554

Name _____

Monkey Business

Directions: Solve the addition and subtraction problems below.



10 − 6	7 + 3	4 − 2	6 − 2	4 + 1		
6 + 4	5 + 4	7 − 1	6 − 3			
4 + 3	1 + 9	2 − 1	8 − 6	2 + 1	10 − 3	9 − 4
3 + 5	2 + 8	6 − 3	5 + 5	5 − 3	8 + 2	5 − 4
10 − 8	5 − 1	5 + 2	9 + 2	2 + 6	3 + 7	8 + 1

© Carson-Dellosa • CD-704554